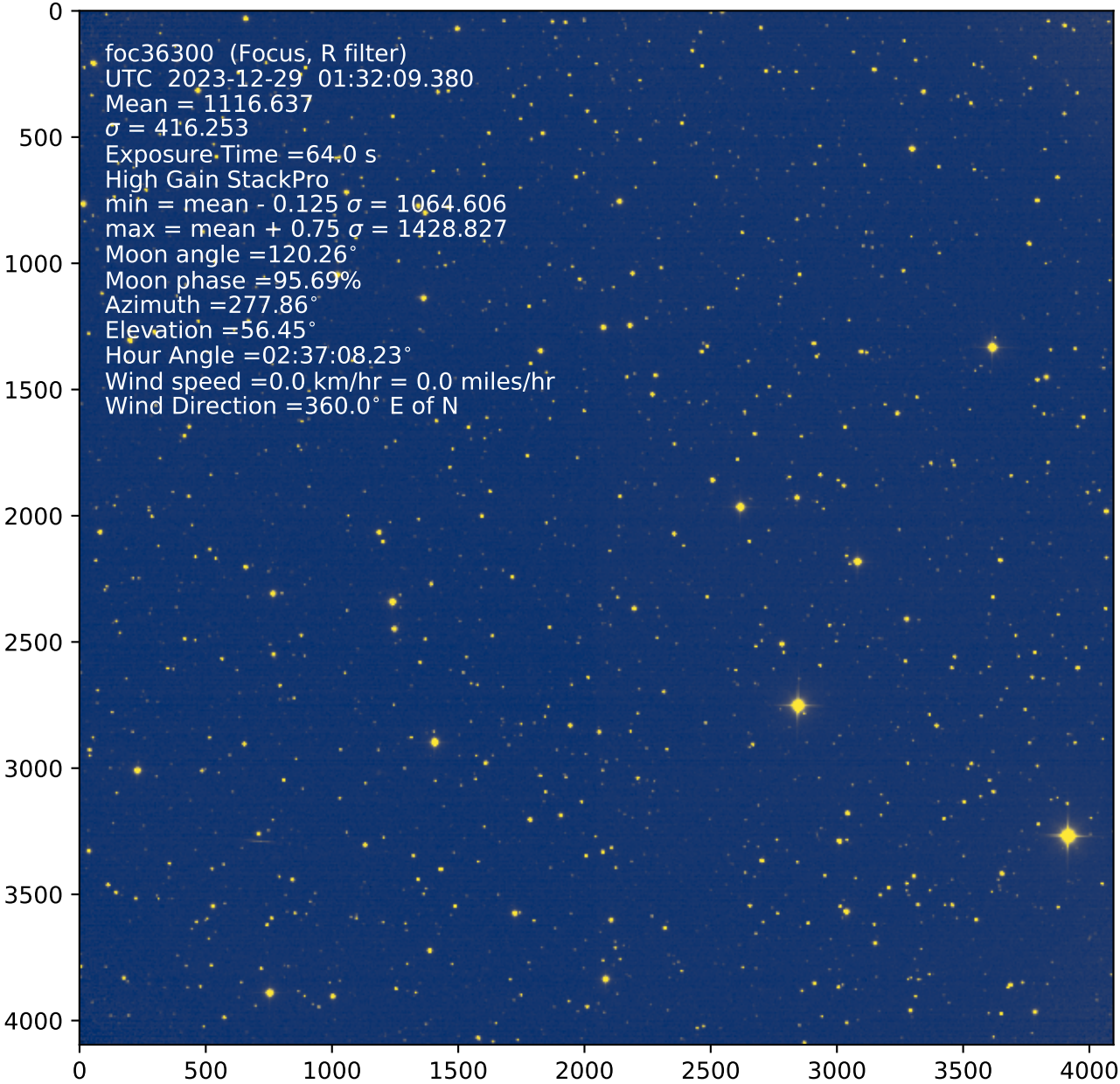
foc36300 (Focus, R filter)
UTC 2023-12-29 01:32:09.380
Mean = 1116.637
σ = 416.253
Exposure Time =64.0 s
High Gain StackPro
min = mean - 0.125 σ = 1064.606
max = mean + 0.75 σ = 1428.827
Moon angle =120.26°
Moon phase =95.69%
Azimuth =277.86°
Elevation =56.45°
Hour Angle =02:37:08.23°
Wind speed =0.0 km/hr = 0.0 miles/hr
Wind Direction =360.0° E of N
0
500
1000
1500
2000
2500
3000
3500
4000

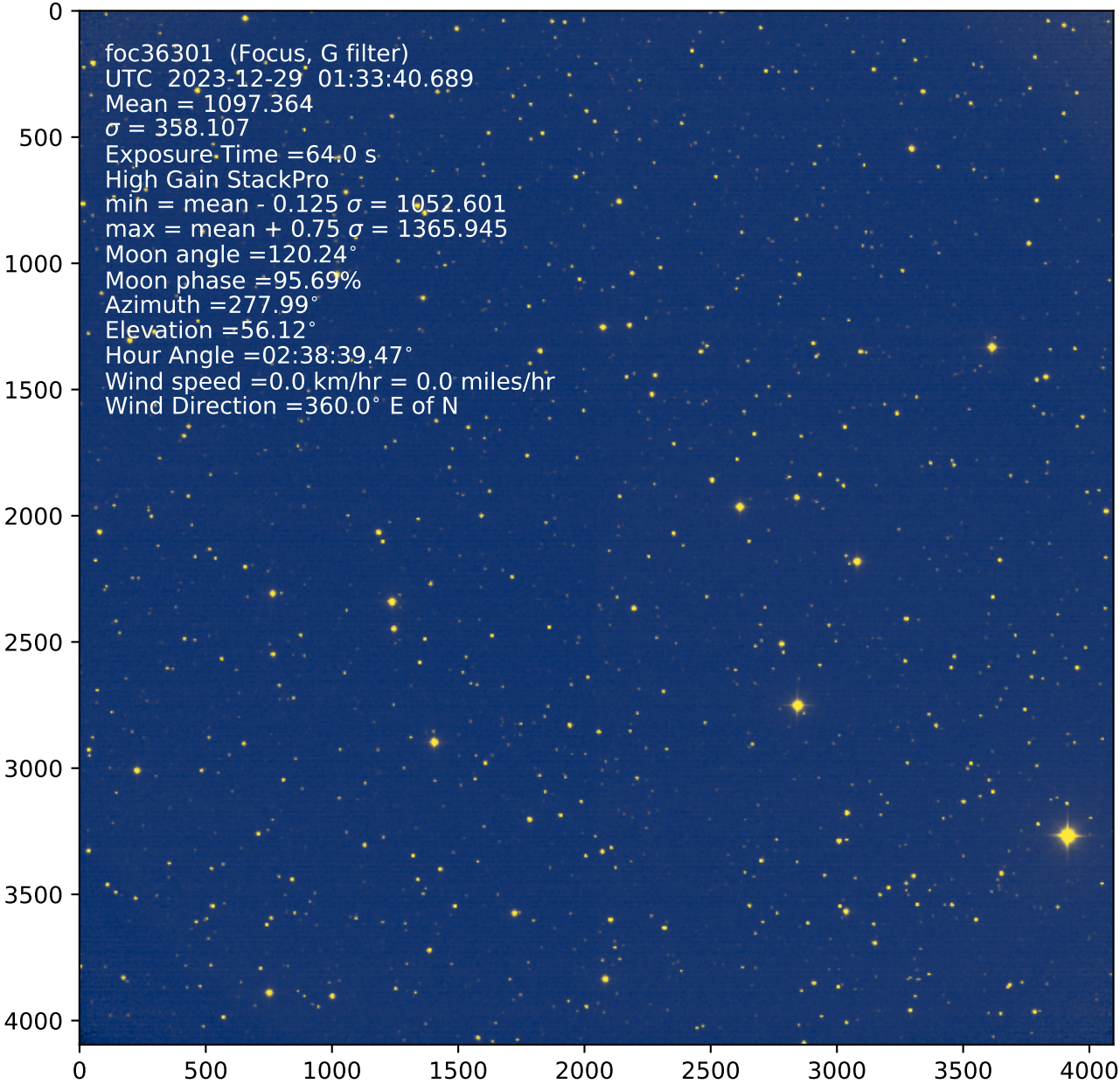
foc36301 (Focus, G filter)
UTC 2023-12-29 01:33:40.689
Mean = 1097.364
σ = 358.107
Exposure Time =64.0 s
High Gain StackPro
min = mean - 0.125 σ = 1052.601
max = mean + 0.75 σ = 1365.945
Moon angle =120.24°
Moon phase =95.69%
Azimuth =277.99°
Elevation =56.12°
Hour Angle =02:38:39.47°
Wind speed =0.0 km/hr = 0.0 miles/hr
Wind Direction =360.0° E of N
0
500
1000
1500
2000
2500
3000
3500
4000

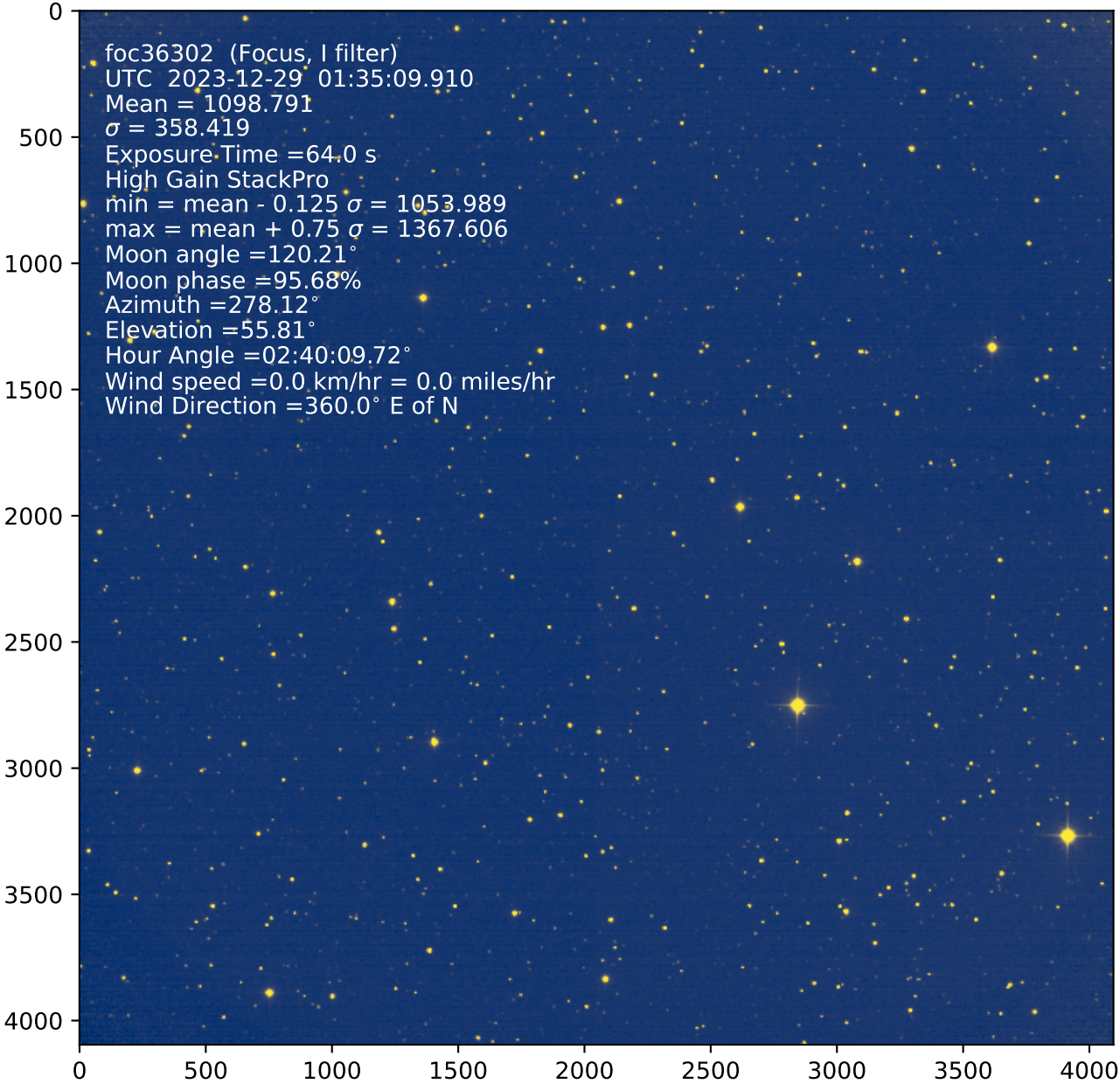
foc36302 (Focus, I filter)
UTC 2023-12-29 01:35:09.910
Mean = 1098.791
σ = 358.419
Exposure Time =64.0 s
High Gain StackPro
min = mean - 0.125 σ = 1053.989
max = mean + 0.75 σ = 1367.606
Moon angle =120.21°
Moon phase =95.68%
Azimuth =278.12°
Elevation =55.81°
Hour Angle =02:40:09.72°
Wind speed =0.0 km/hr = 0.0 miles/hr
Wind Direction =360.0° E of N
0
500
1000
1500
2000
2500
3000
3500
4000

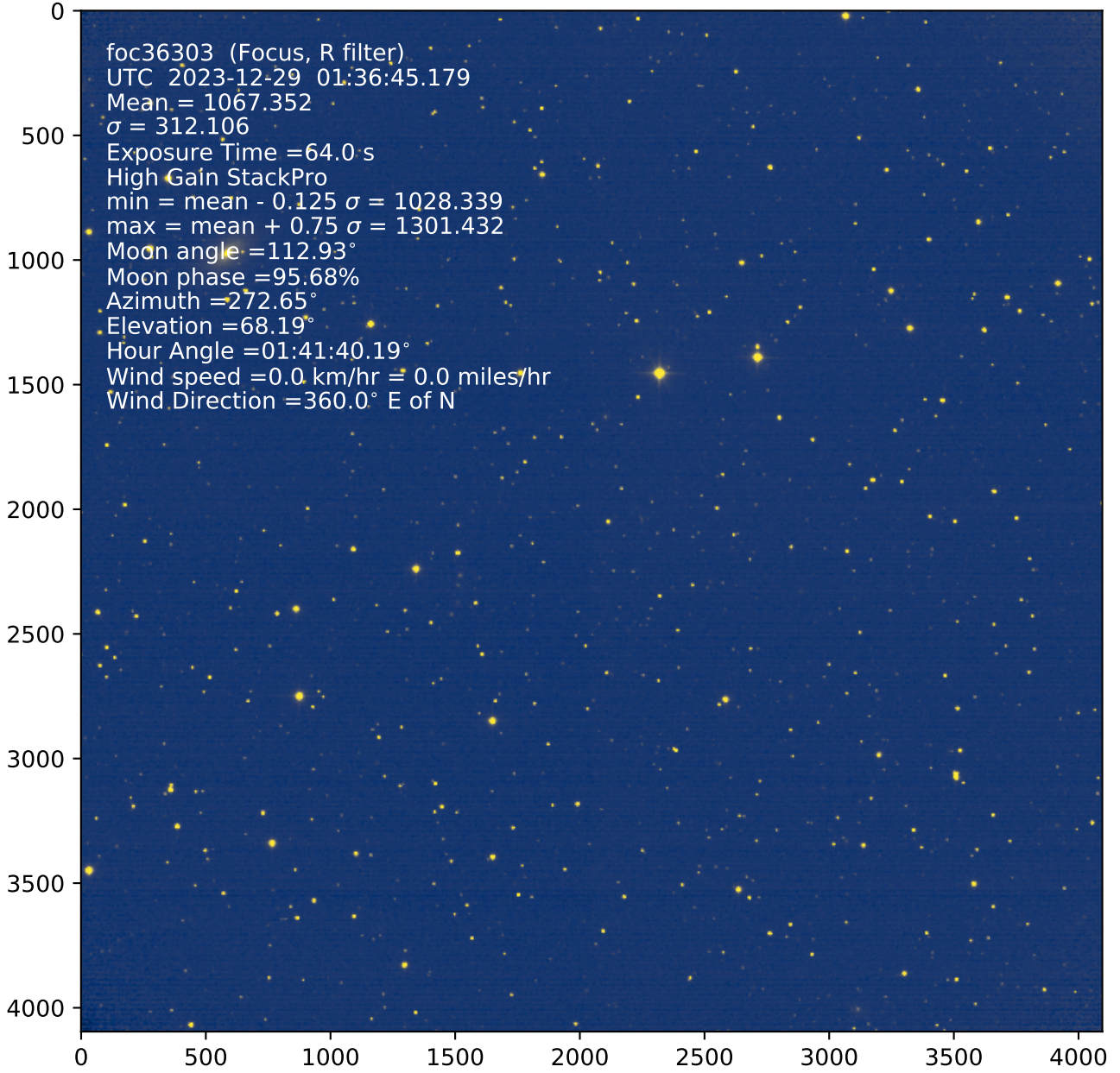
foc36303 (Focus, R filter)
UTC 2023-12-29 01:36:45.179
Mean = 1067.352
σ = 312.106
Exposure Time =64.0 s
High Gain StackPro
min = mean - 0.125 σ = 1028.339
max = mean + 0.75 σ = 1301.432
Moon angle =112.93°
Moon phase =95.68%
Azimuth =272.65°
Elevation =68.19°
Hour Angle =01:41:40.19°
Wind speed =0.0 km/hr = 0.0 miles/hr
Wind Direction =360.0° E of N
0
500
1000
1500
2000
2500
3000
3500
4000

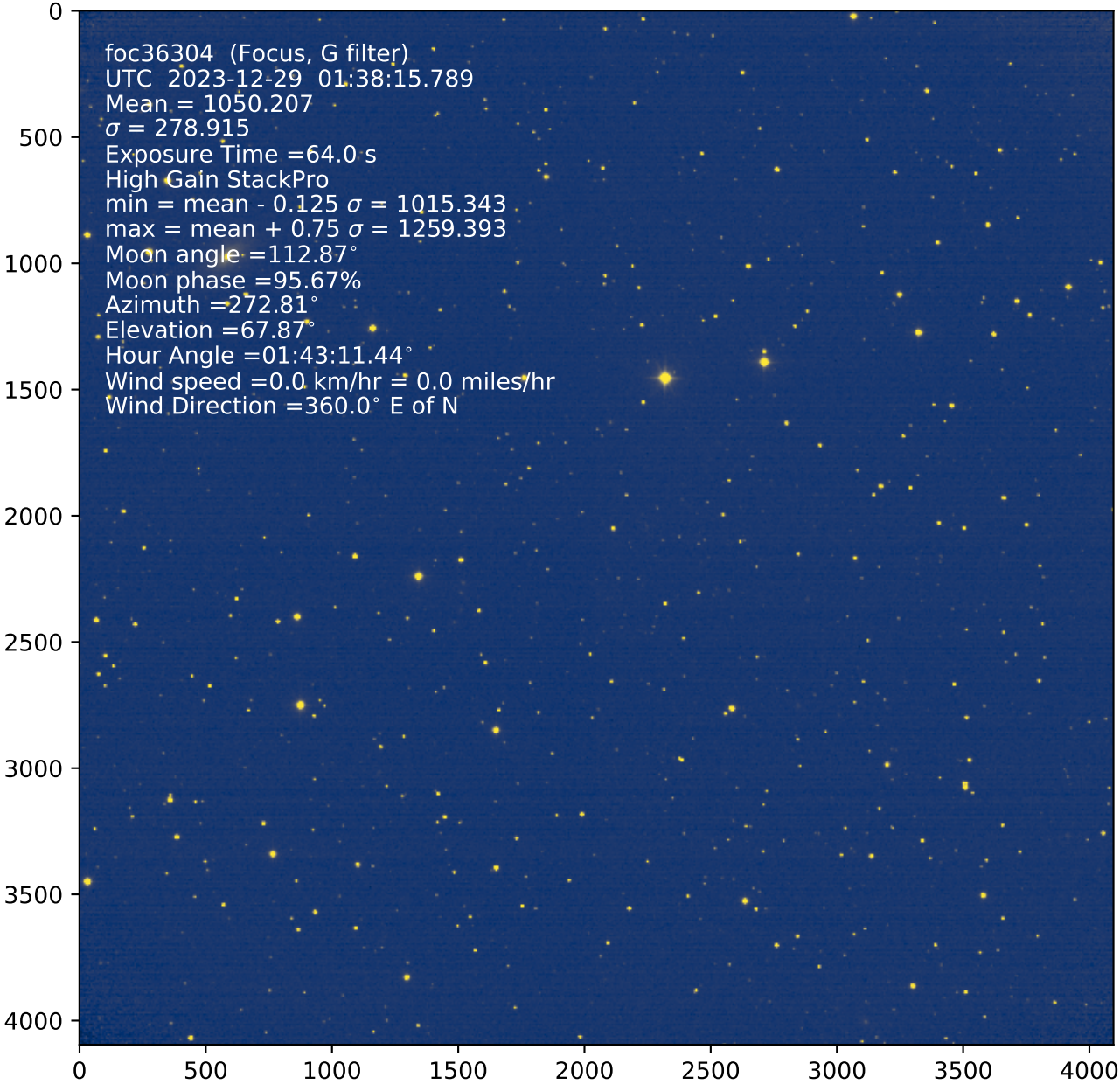
foc36304 (Focus, G filter)
UTC 2023-12-29 01:38:15.789
Mean = 1050.207
σ = 278.915
Exposure Time =64.0 s
High Gain StackPro
min = mean - 0.125 σ = 1015.343
max = mean + 0.75 σ = 1259.393
Moon angle =112.87°
Moon phase =95.67%
Azimuth =272.81°
Elevation =67.87°
Hour Angle =01:43:11.44°
Wind speed =0.0 km/hr = 0.0 miles/hr
Wind Direction =360.0° E of N
0
500
1000
1500
2000
2500
3000
3500
4000

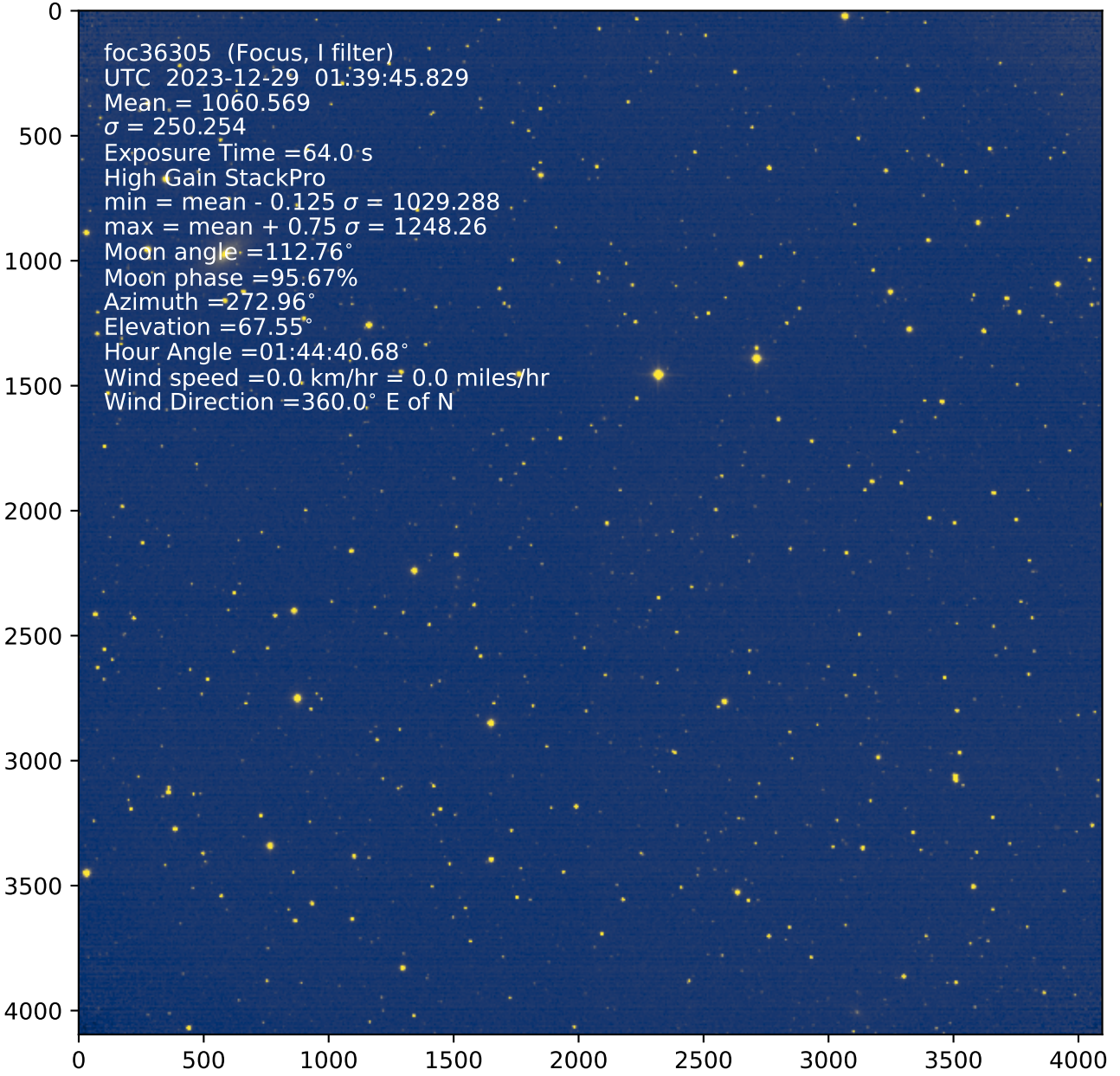
foc36305 (Focus, I filter)
UTC 2023-12-29 01:39:45.829
Mean = 1060.569
σ = 250.254
Exposure Time =64.0 s
High Gain StackPro
min = mean - 0.125 σ = 1029.288
max = mean + 0.75 σ = 1248.26
Moon angle =112.76°
Moon phase =95.67%
Azimuth =272.96°
Elevation =67.55°
Hour Angle =01:44:40.68°
Wind speed =0.0 km/hr = 0.0 miles/hr
Wind Direction =360.0° E of N
0
500
1000
1500
2000
2500
3000
3500
4000

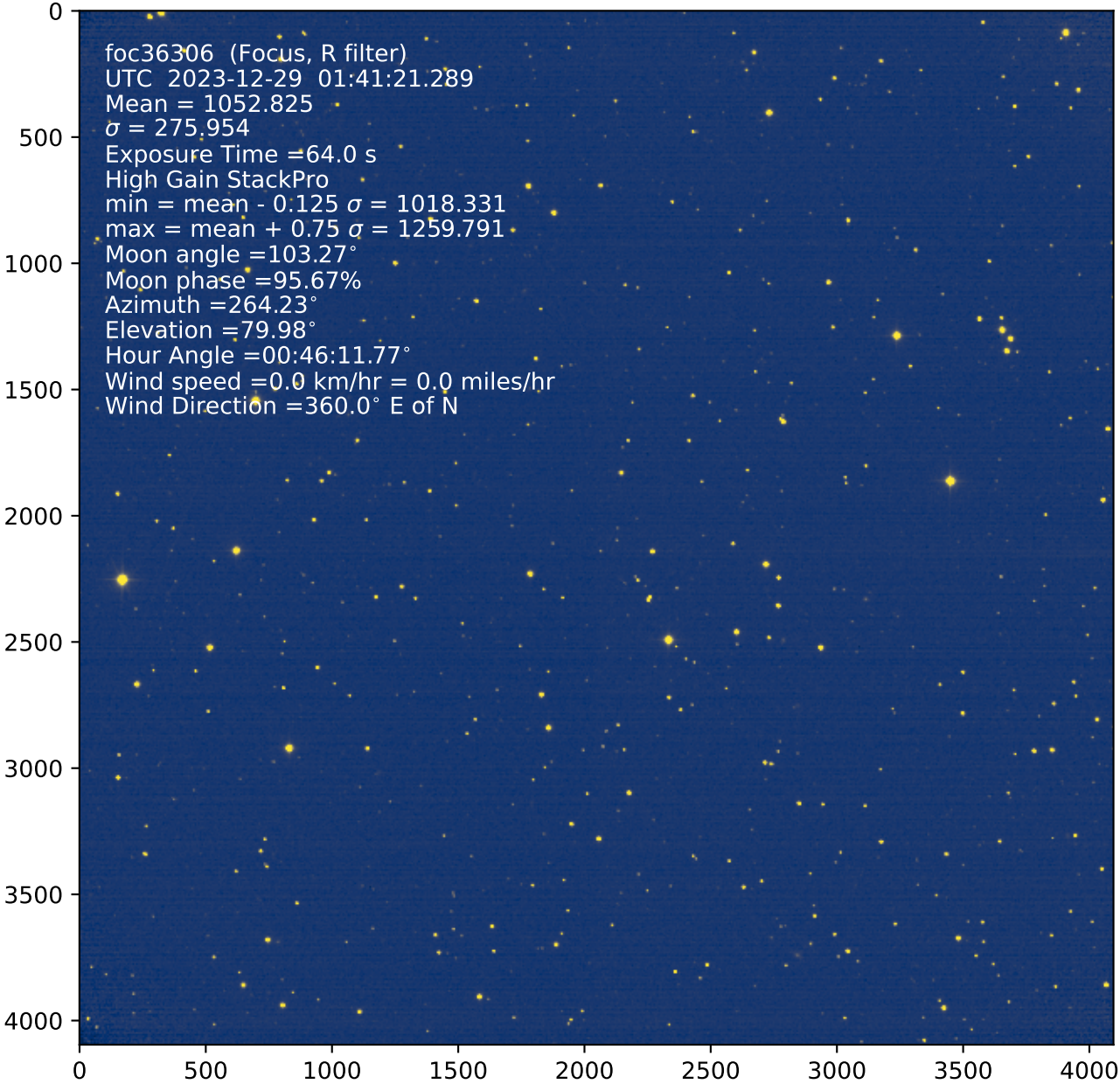
foc36306 (Focus, R filter)
UTC 2023-12-29 01:41:21.289
Mean = 1052.825
σ = 275.954
Exposure Time =64.0 s
High Gain StackPro
min = mean - 0.125 σ = 1018.331
max = mean + 0.75 σ = 1259.791
Moon angle =103.27°
Moon phase =95.67%
Azimuth =264.23°
Elevation =79.98°
Hour Angle =00:46:11.77°
Wind speed =0.0 km/hr = 0.0 miles/hr
Wind Direction =360.0° E of N
0
500
1000
1500
2000
2500
3000
3500
4000

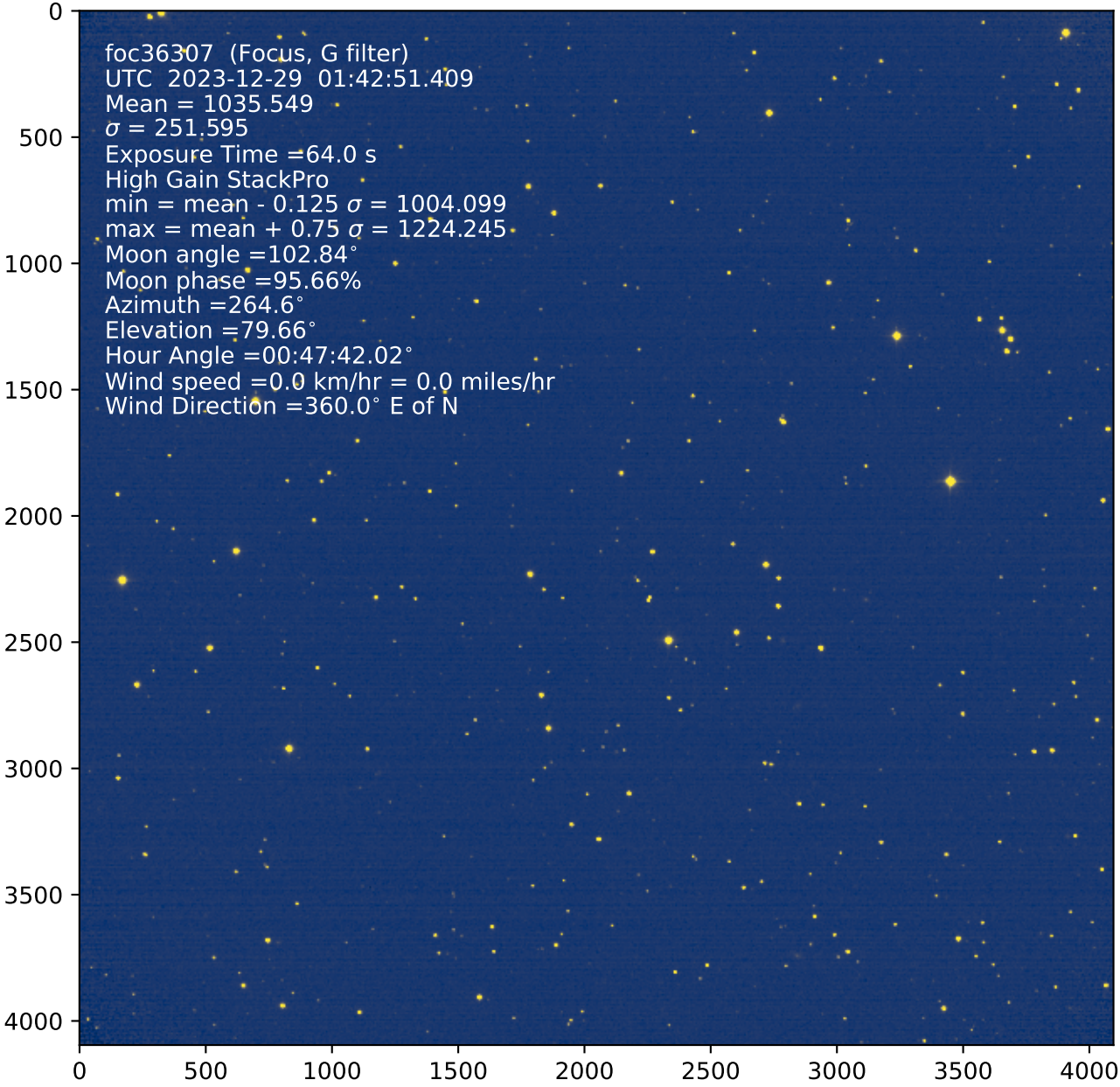
foc36307 (Focus, G filter)
UTC 2023-12-29 01:42:51.409
Mean = 1035.549
σ = 251.595
Exposure Time =64.0 s
High Gain StackPro
min = mean - 0.125 σ = 1004.099
max = mean + 0.75 σ = 1224.245
Moon angle =102.84°
Moon phase =95.66%
Azimuth =264.6°
Elevation =79.66°
Hour Angle =00:47:42.02°
Wind speed =0.0 km/hr = 0.0 miles/hr
Wind Direction =360.0° E of N
0
500
1000
1500
2000
2500
3000
3500
4000

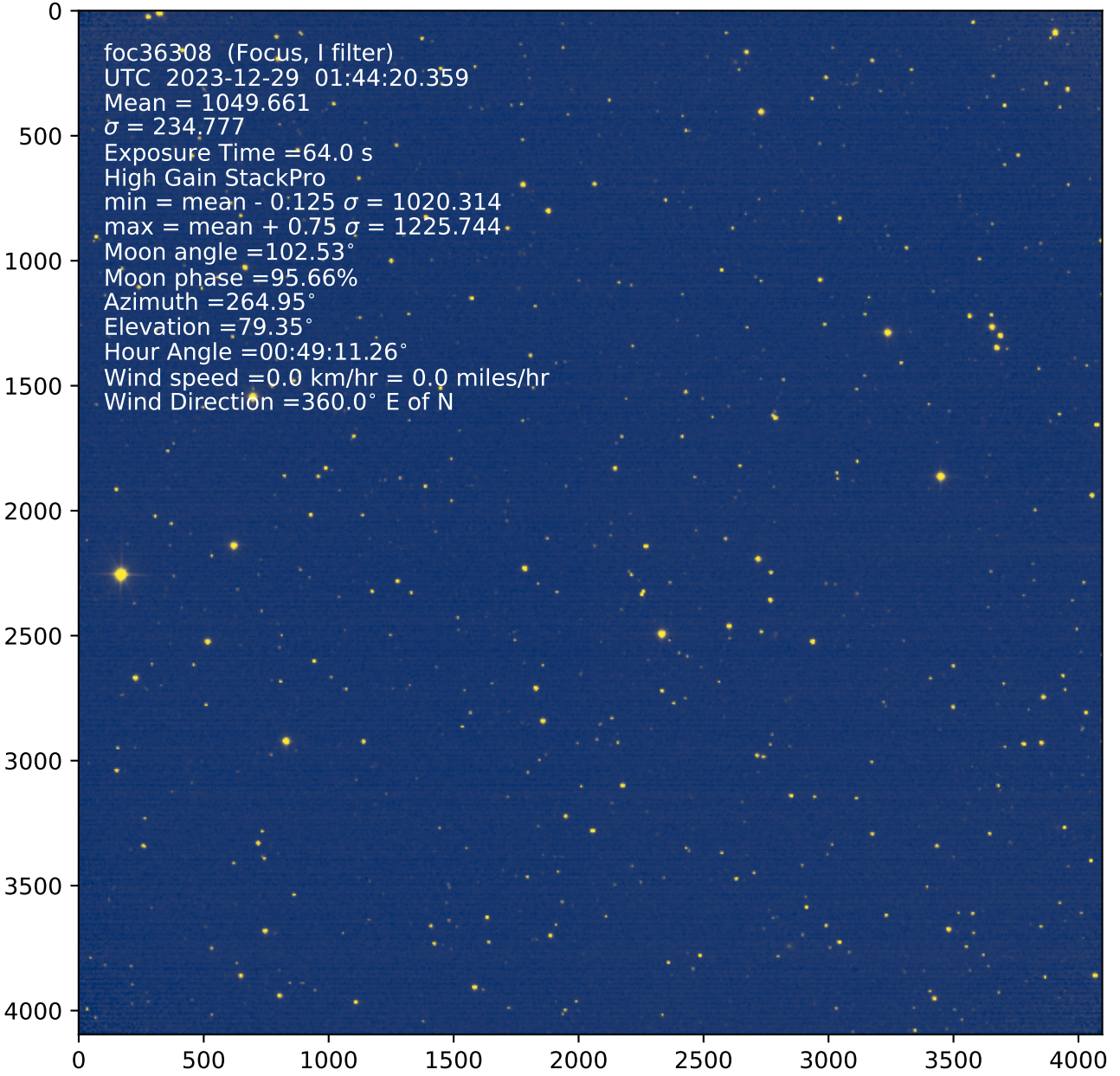
foc36308 (Focus, I filter)
UTC 2023-12-29 01:44:20.359
Mean = 1049.661
σ = 234.777
Exposure Time =64.0 s
High Gain StackPro
min = mean - 0.125 σ = 1020.314
max = mean + 0.75 σ = 1225.744
Moon angle =102.53°
Moon phase =95.66%
Azimuth =264.95°
Elevation =79.35°
Hour Angle =00:49:11.26°
Wind speed =0.0 km/hr = 0.0 miles/hr
Wind Direction =360.0° E of N
0
500
1000
1500
2000
2500
3000
3500
4000

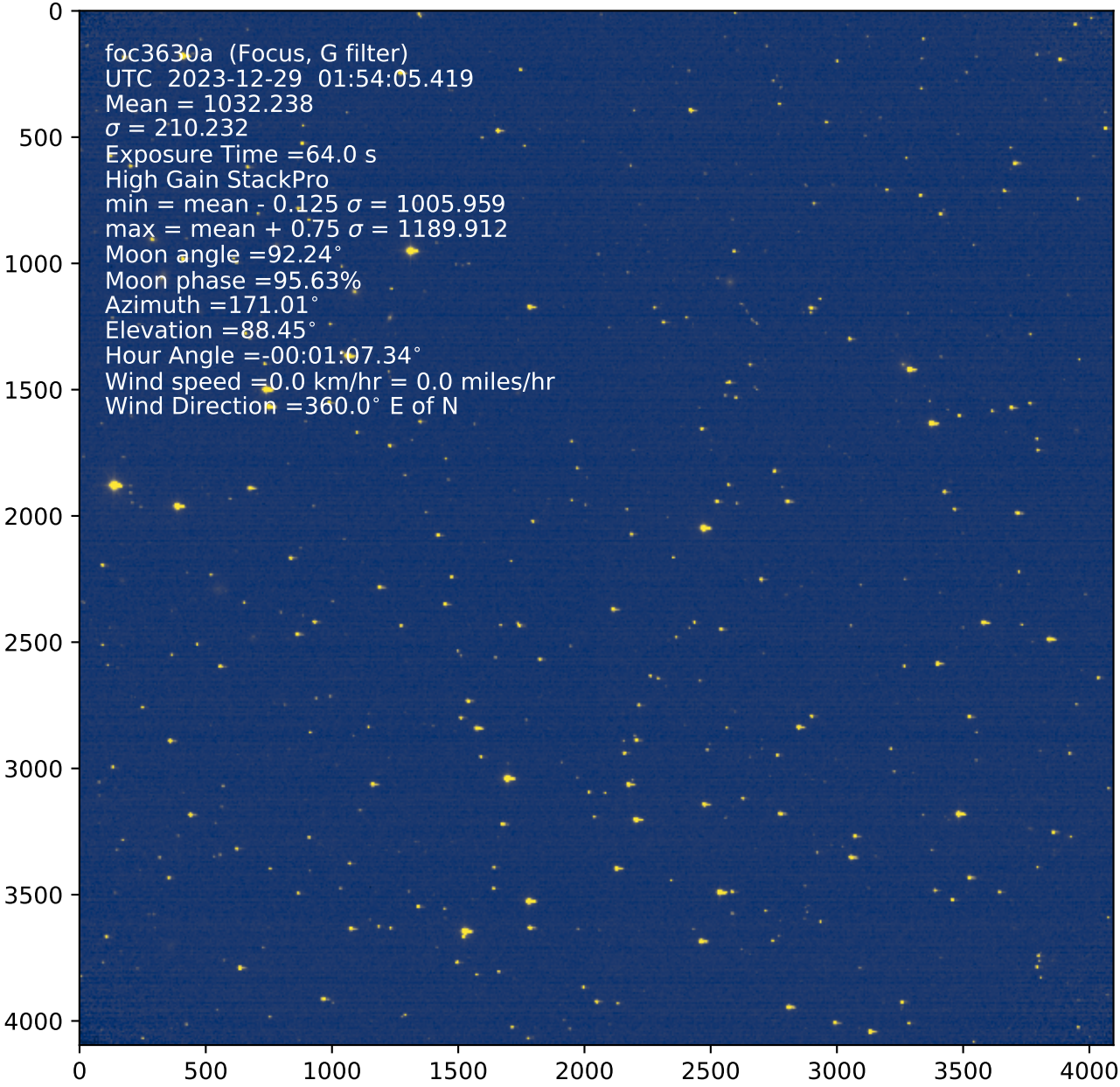
foc3630a (Focus, G filter)
UTC 2023-12-29 01:54:05.419
Mean = 1032.238
σ = 210.232
Exposure Time =64.0 s
High Gain StackPro
min = mean - 0.125 σ = 1005.959
max = mean + 0.75 σ = 1189.912
Moon angle =92.24°
Moon phase =95.63%
Azimuth =171.01°
Elevation =88.45°
Hour Angle =-00:01:07.34°
Wind speed =0.0 km/hr = 0.0 miles/hr
Wind Direction =360.0° E of N
0
500
1000
1500
2000
2500
3000
3500
4000

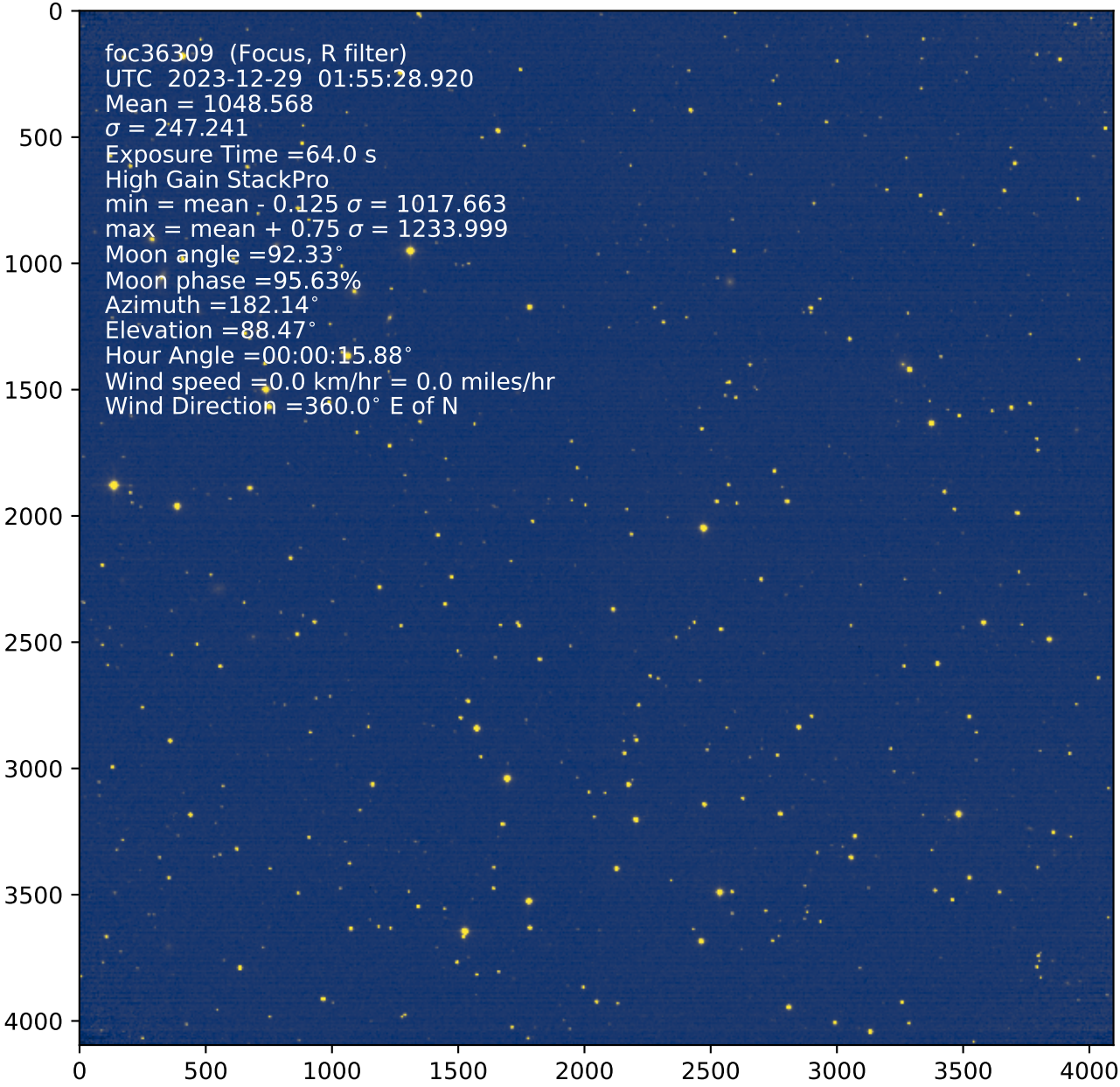
foc36309 (Focus, R filter)
UTC 2023-12-29 01:55:28.920
Mean = 1048.568
σ = 247.241
Exposure Time =64.0 s
High Gain StackPro
min = mean - 0.125 σ = 1017.663
max = mean + 0.75 σ = 1233.999
Moon angle =92.33°
Moon phase =95.63%
Azimuth =182.14°
Elevation =88.47°
Hour Angle =00:00:15.88°
Wind speed =0.0 km/hr = 0.0 miles/hr
Wind Direction =360.0° E of N
0
500
1000
1500
2000
2500
3000
3500
4000

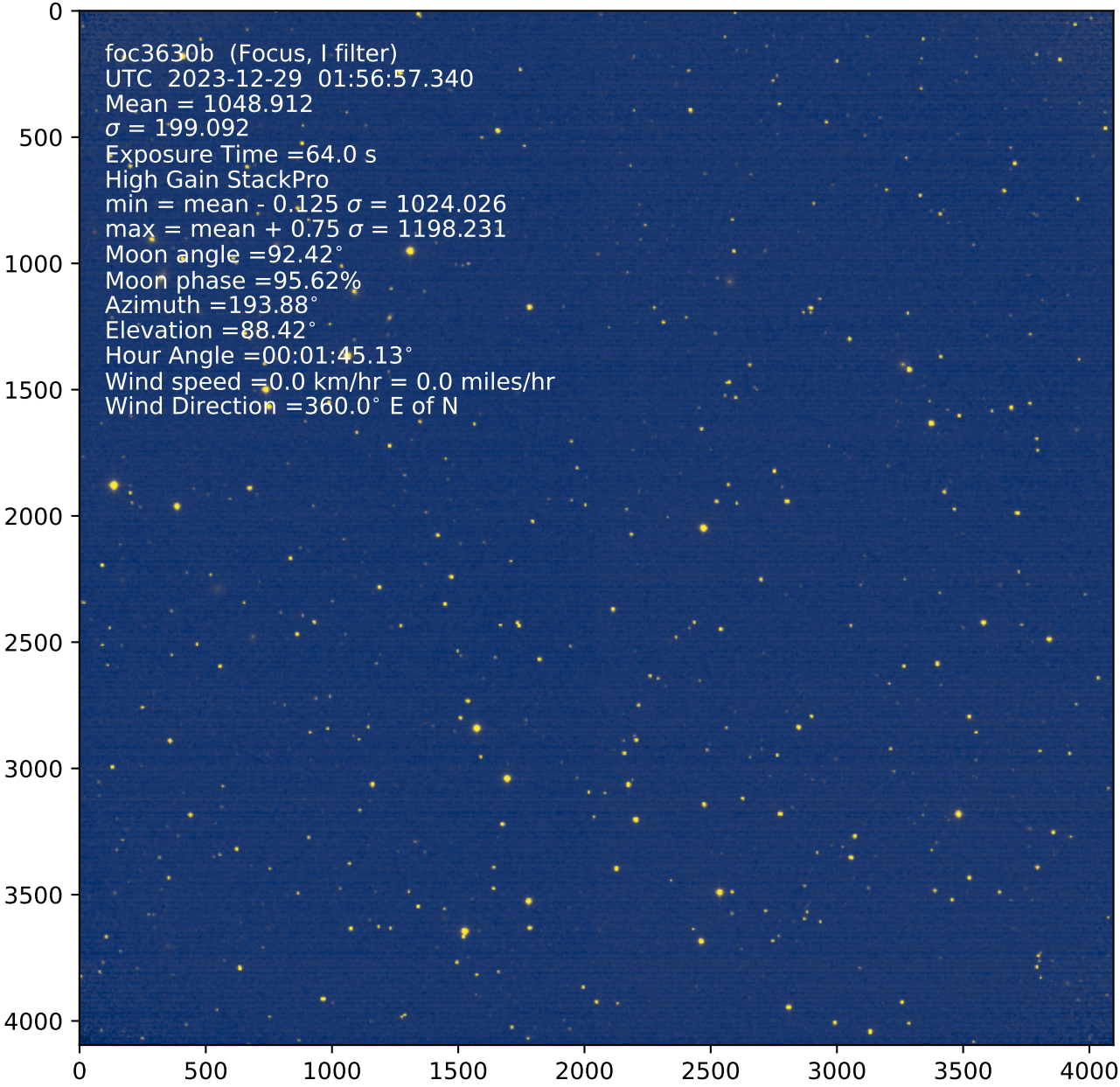
foc3630b (Focus, I filter)
UTC 2023-12-29 01:56:57.340
Mean = 1048.912
σ = 199.092
Exposure Time =64.0 s
High Gain StackPro
min = mean - 0.125 σ = 1024.026
max = mean + 0.75 σ = 1198.231
Moon angle =92.42°
Moon phase =95.62%
Azimuth =193.88°
Elevation =88.42°
Hour Angle =00:01:45.13°
Wind speed =0.0 km/hr = 0.0 miles/hr
Wind Direction =360.0° E of N
0
500
1000
1500
2000
2500
3000
3500
4000

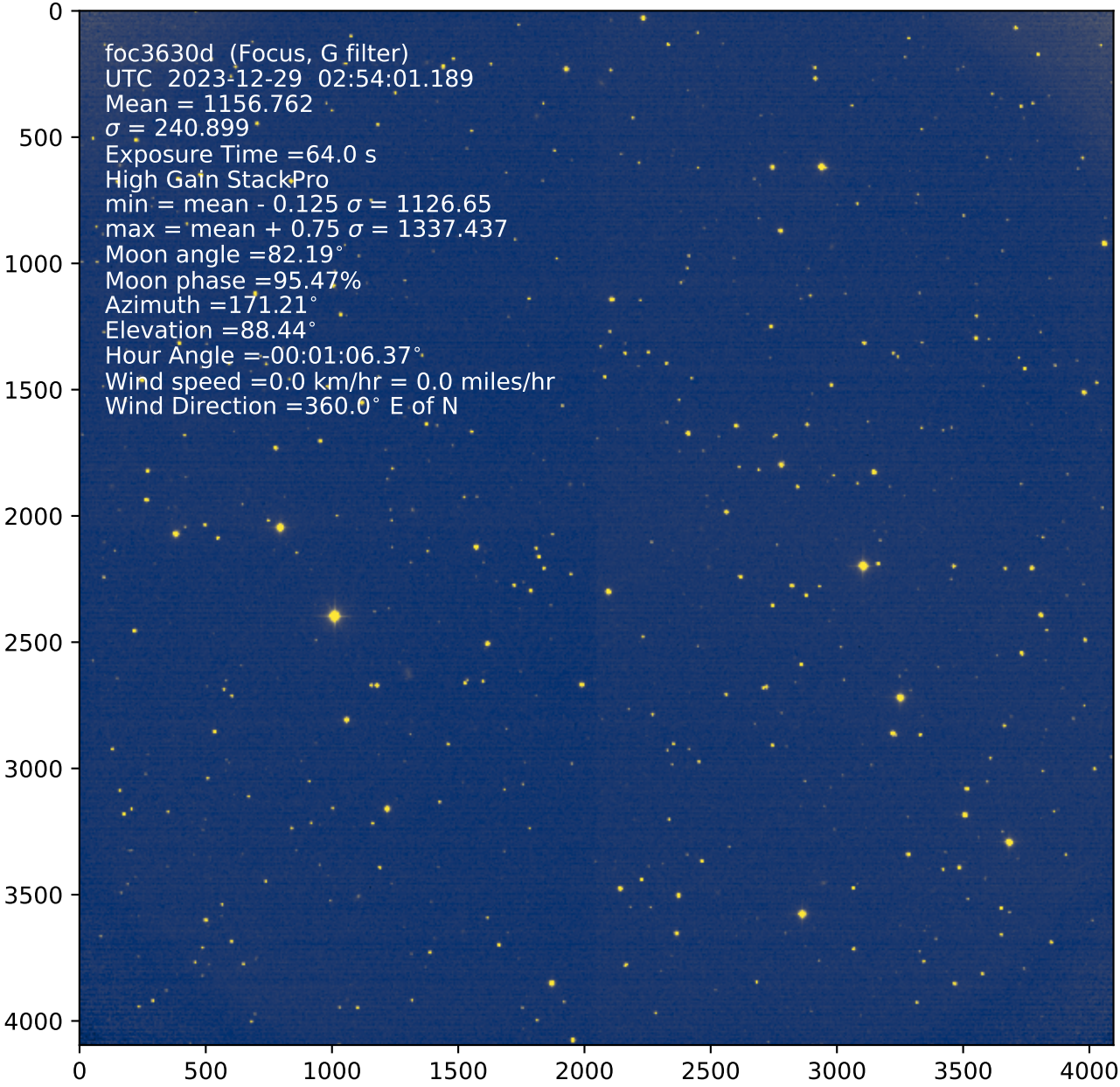
foc3630d (Focus, G filter)
UTC 2023-12-29 02:54:01.189
Mean = 1156.762
σ = 240.899
Exposure Time =64.0 s
High Gain StackPro
min = mean - 0.125 σ = 1126.65
max = mean + 0.75 σ = 1337.437
Moon angle =82.19°
Moon phase =95.47%
Azimuth =171.21°
Elevation =88.44°
Hour Angle =-00:01:06.37°
Wind speed =0.0 km/hr = 0.0 miles/hr
Wind Direction =360.0° E of N
0
500
1000
1500
2000
2500
3000
3500
4000

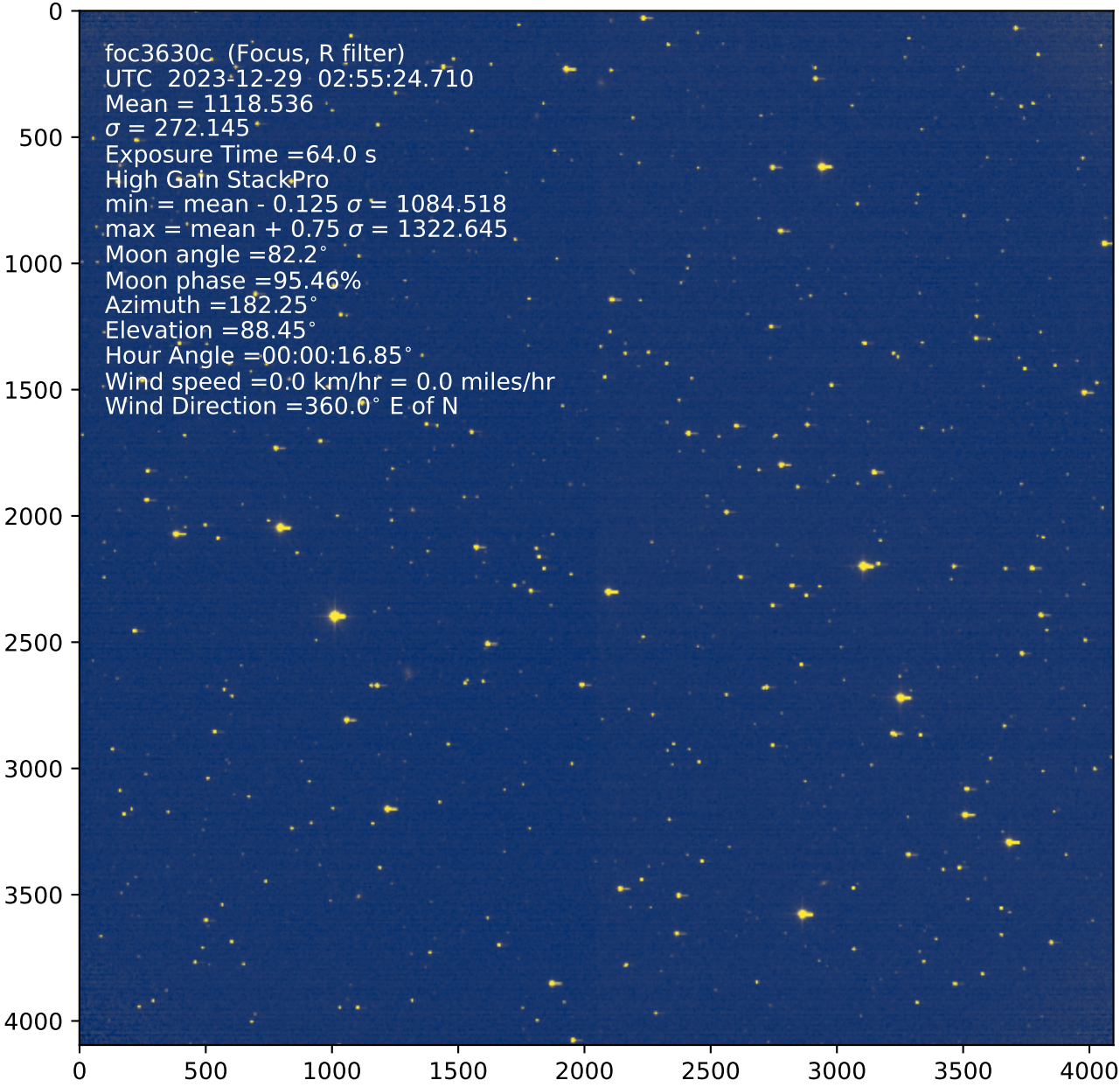
foc3630c (Focus, R filter)
UTC 2023-12-29 02:55:24.710
Mean = 1118.536
σ = 272.145
Exposure Time =64.0 s
High Gain StackPro
min = mean - 0.125 σ = 1084.518
max = mean + 0.75 σ = 1322.645
Moon angle =82.2°
Moon phase =95.46%
Azimuth =182.25°
Elevation =88.45°
Hour Angle =00:00:16.85°
Wind speed =0.0 km/hr = 0.0 miles/hr
Wind Direction =360.0° E of N
0
500
1000
1500
2000
2500
3000
3500
4000

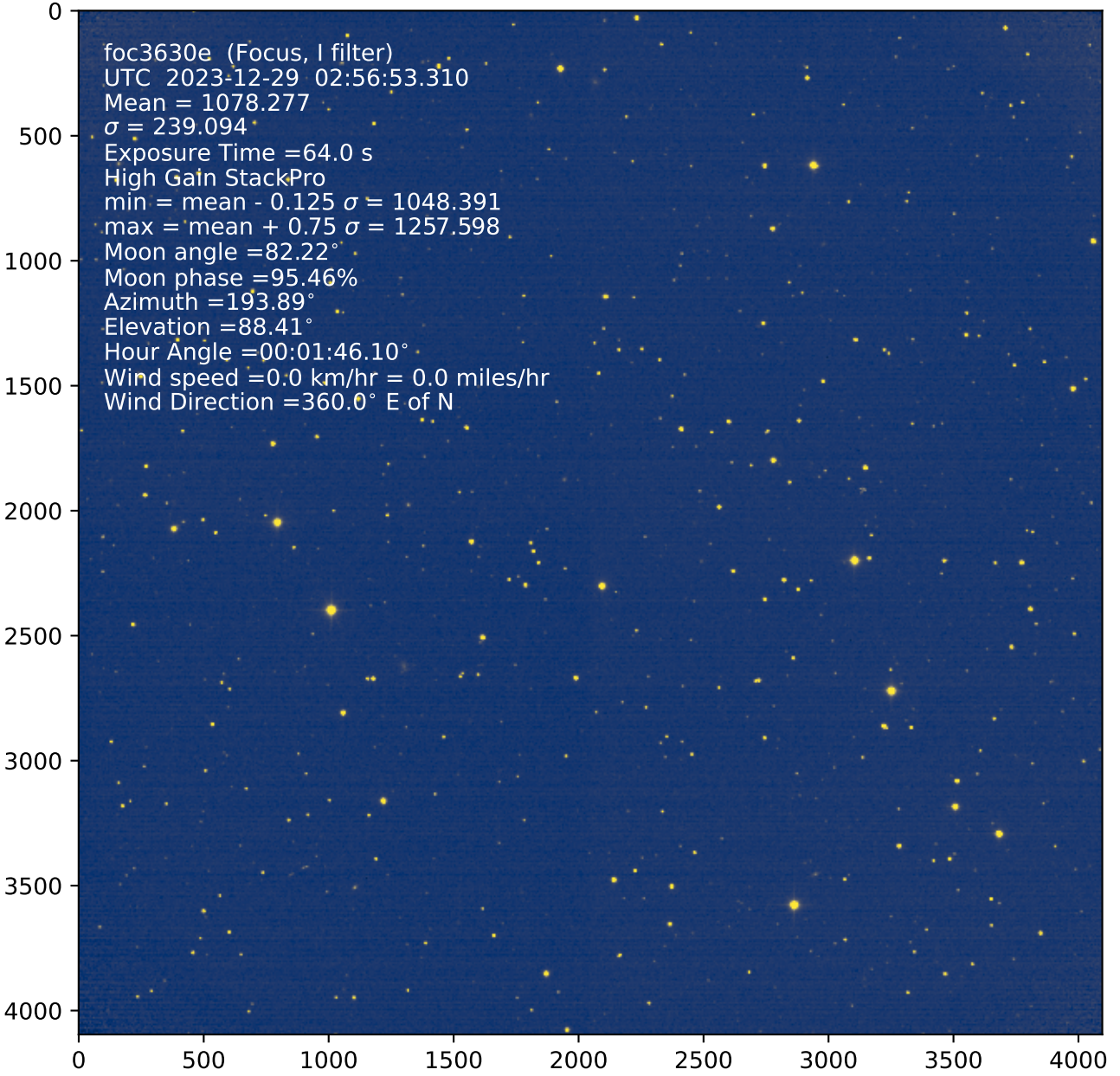
foc3630e (Focus, I filter)
UTC 2023-12-29 02:56:53.310
Mean = 1078.277
σ = 239.094
Exposure Time =64.0 s
High Gain StackPro
min = mean - 0.125 σ = 1048.391
max = mean + 0.75 σ = 1257.598
Moon angle =82.22°
Moon phase =95.46%
Azimuth =193.89°
Elevation =88.41°
Hour Angle =00:01:46.10°
Wind speed =0.0 km/hr = 0.0 miles/hr
Wind Direction =360.0° E of N
0
500
1000
1500
2000
2500
3000
3500
4000

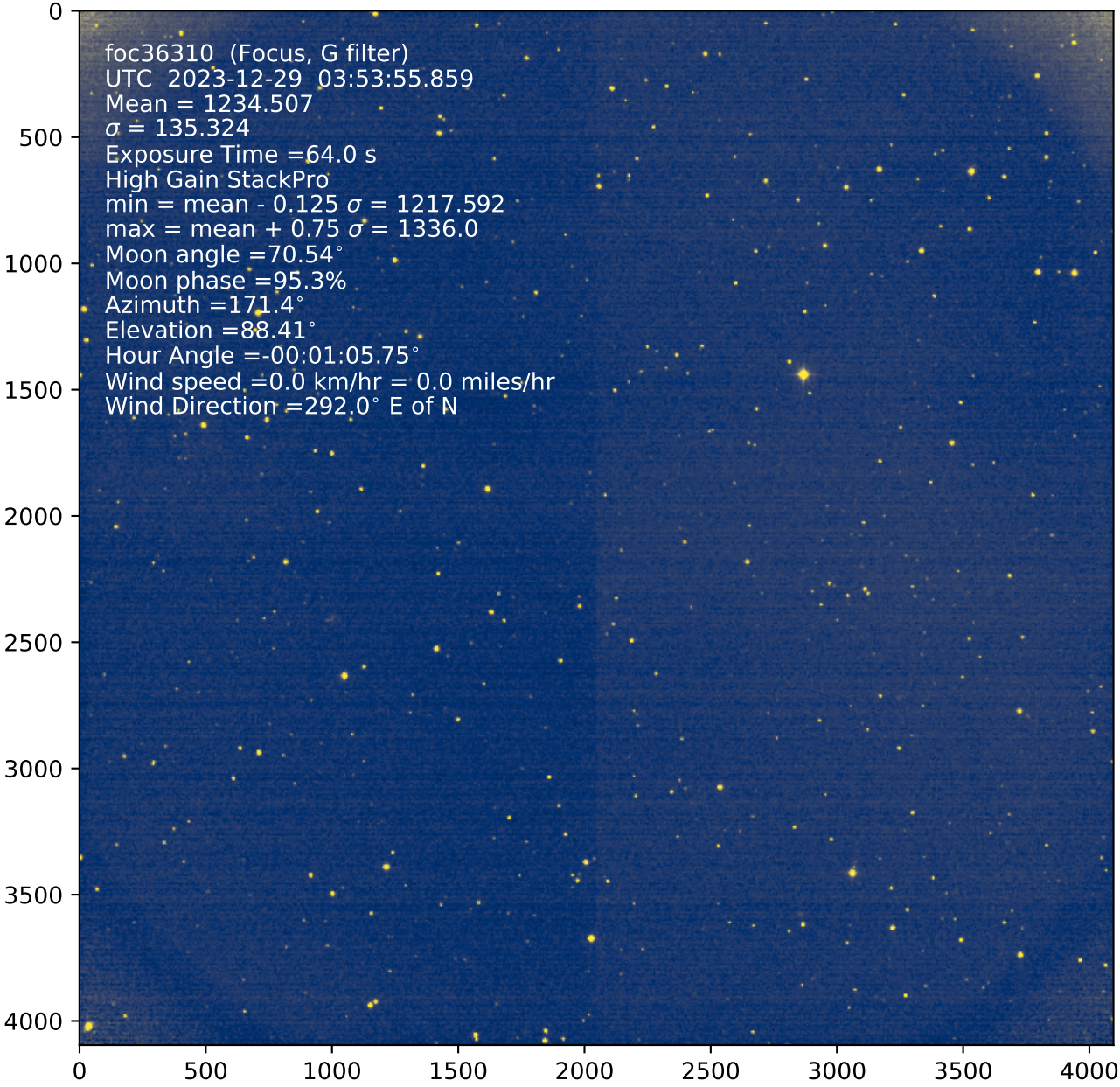
foc36310 (Focus, G filter)
UTC 2023-12-29 03:53:55.859
Mean = 1234.507
σ = 135.324
Exposure Time =64.0 s
High Gain StackPro
min = mean - 0.125 σ = 1217.592
max = mean + 0.75 σ = 1336.0
Moon angle =70.54°
Moon phase =95.3%
Azimuth =171.4°
Elevation =88.41°
Hour Angle =-00:01:05.75°
Wind speed =0.0 km/hr = 0.0 miles/hr
Wind Direction =292.0° E of N
0
500
1000
1500
2000
2500
3000
3500
4000

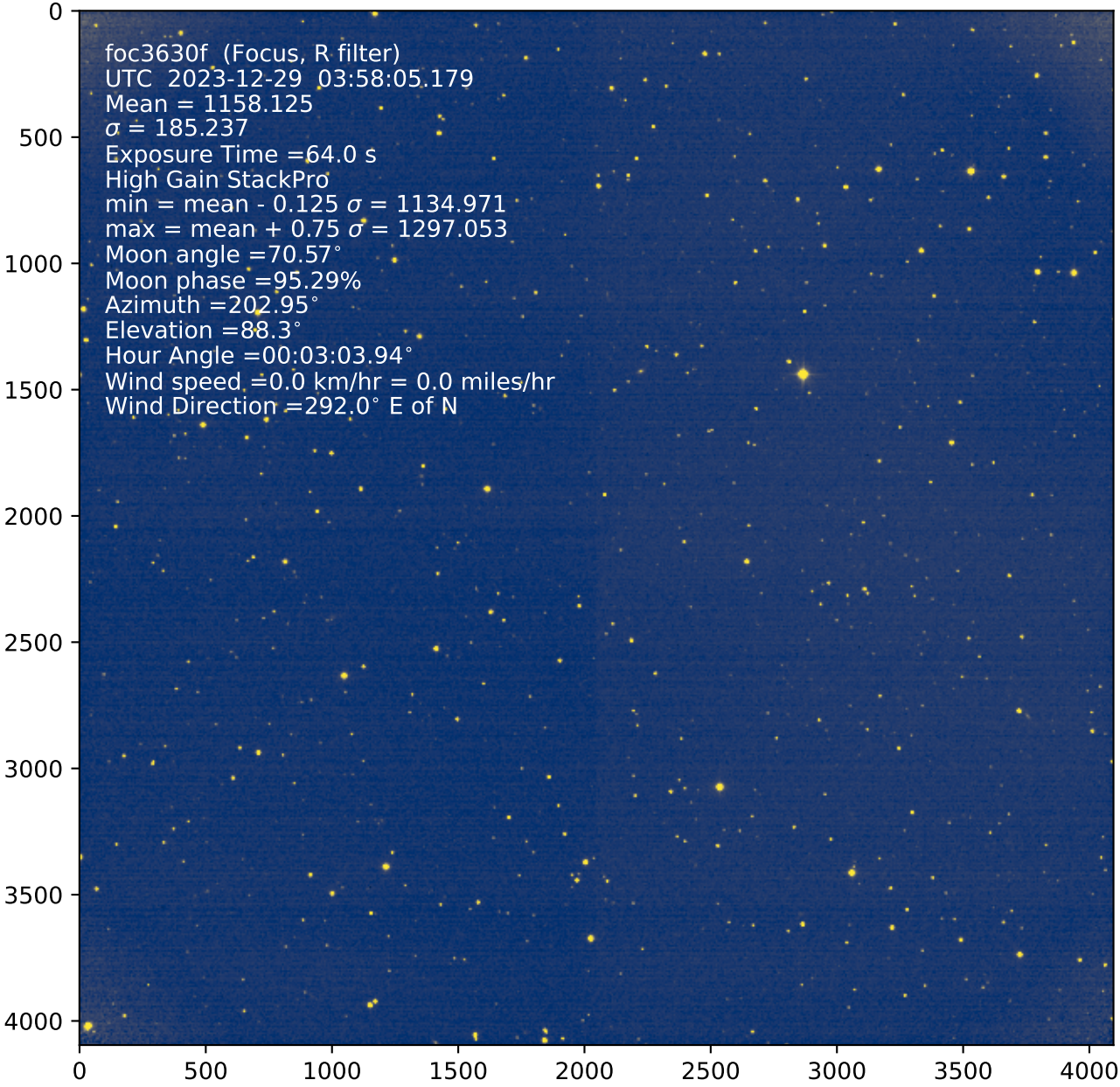
foc3630f (Focus, R filter)
UTC 2023-12-29 03:58:05.179
Mean = 1158.125
σ = 185.237
Exposure Time =64.0 s
High Gain StackPro
min = mean - 0.125 σ = 1134.971
max = mean + 0.75 σ = 1297.053
Moon angle =70.57°
Moon phase =95.29%
Azimuth =202.95°
Elevation =88.3°
Hour Angle =00:03:03.94°
Wind speed =0.0 km/hr = 0.0 miles/hr
Wind Direction =292.0° E of N
0
500
1000
1500
2000
2500
3000
3500
4000

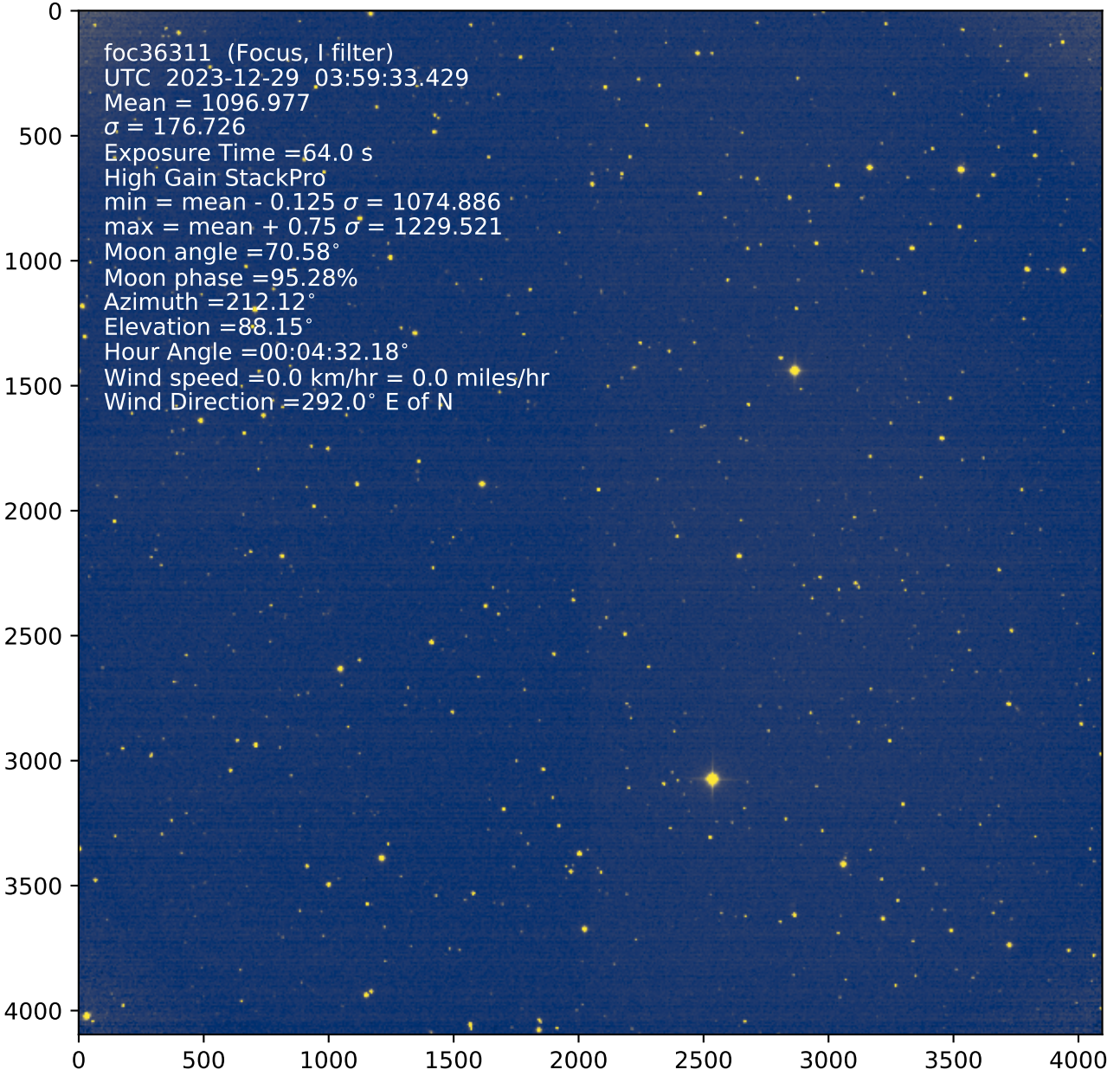
foc36311 (Focus, I filter)
UTC 2023-12-29 03:59:33.429
Mean = 1096.977
σ = 176.726
Exposure Time =64.0 s
High Gain StackPro
min = mean - 0.125 σ = 1074.886
max = mean + 0.75 σ = 1229.521
Moon angle =70.58°
Moon phase =95.28%
Azimuth =212.12°
Elevation =88.15°
Hour Angle =00:04:32.18°
Wind speed =0.0 km/hr = 0.0 miles/hr
Wind Direction =292.0° E of N
0
500
1000
1500
2000
2500
3000
3500
4000

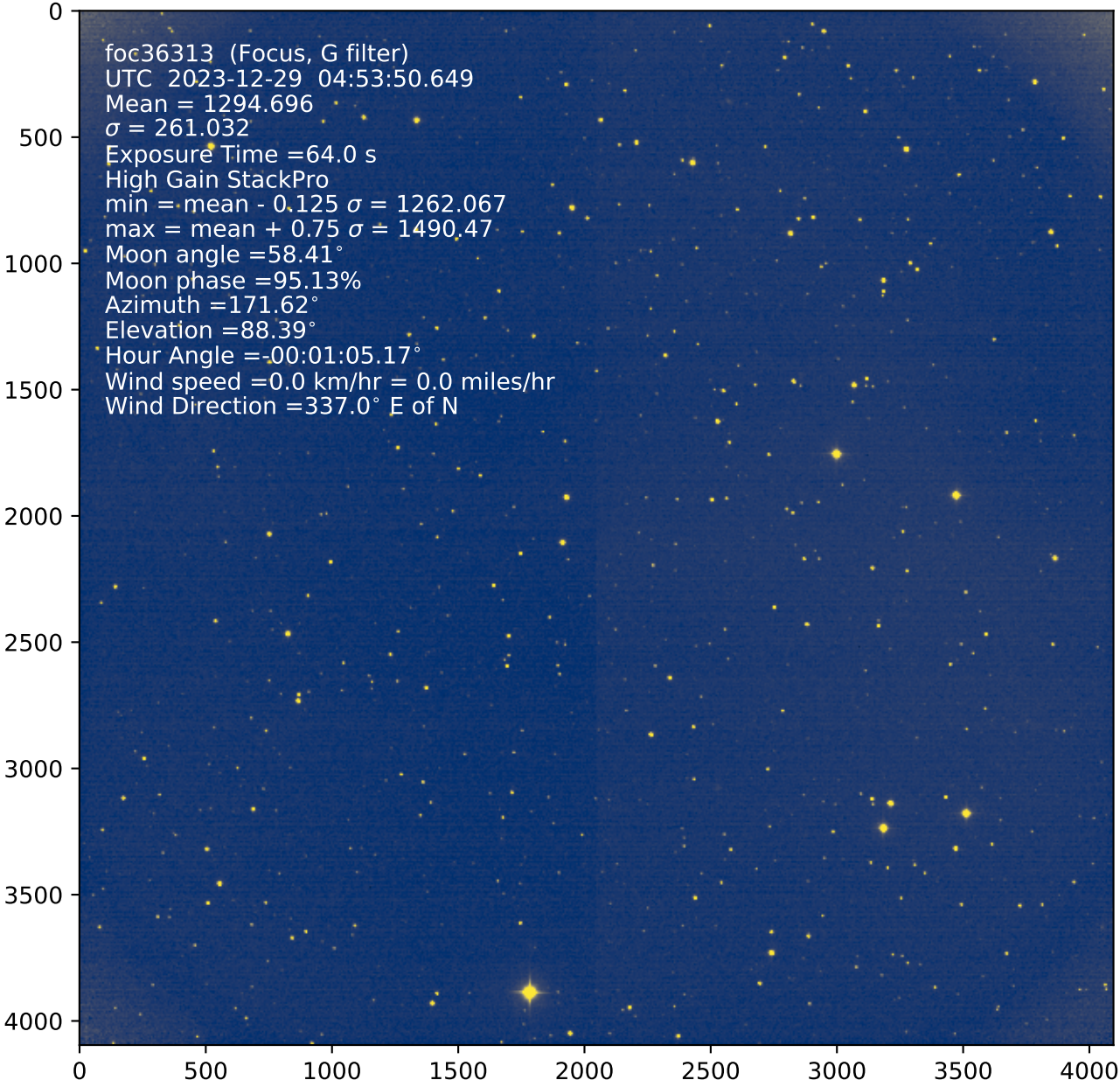
foc36313 (Focus, G filter)
UTC 2023-12-29 04:53:50.649
Mean = 1294.696
σ = 261.032
Exposure Time =64.0 s
High Gain StackPro
min = mean - 0.125 σ = 1262.067
max = mean + 0.75 σ = 1490.47
Moon angle =58.41°
Moon phase =95.13%
Azimuth =171.62°
Elevation =88.39°
Hour Angle =-00:01:05.17°
Wind speed =0.0 km/hr = 0.0 miles/hr
Wind Direction =337.0° E of N
0
500
1000
1500
2000
2500
3000
3500
4000

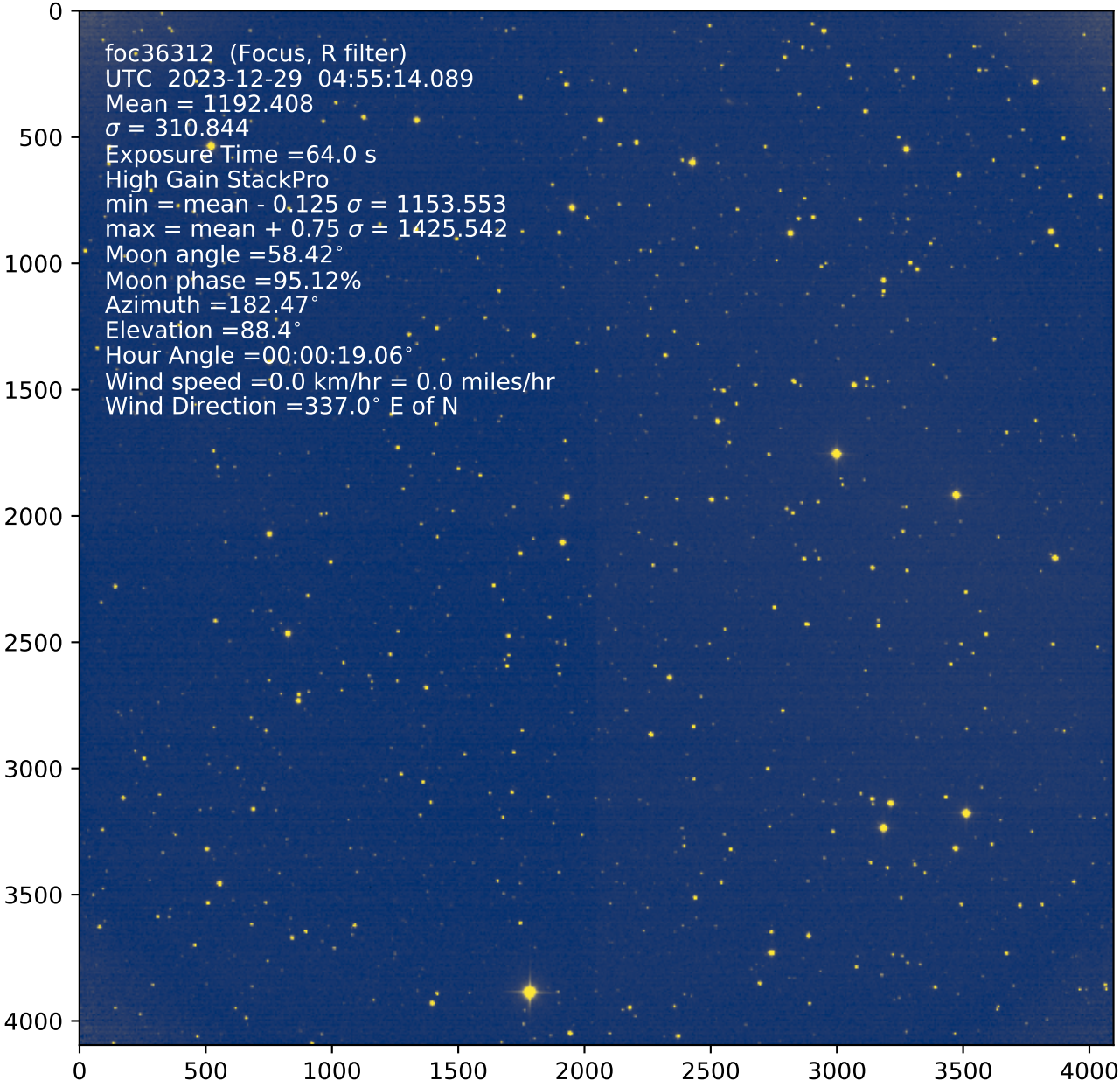
foc36312 (Focus, R filter)
UTC 2023-12-29 04:55:14.089
Mean = 1192.408
σ = 310.844
Exposure Time =64.0 s
High Gain StackPro
min = mean - 0.125 σ = 1153.553
max = mean + 0.75 σ = 1425.542
Moon angle =58.42°
Moon phase =95.12%
Azimuth =182.47°
Elevation =88.4°
Hour Angle =00:00:19.06°
Wind speed =0.0 km/hr = 0.0 miles/hr
Wind Direction =337.0° E of N
0
500
1000
1500
2000
2500
3000
3500
4000

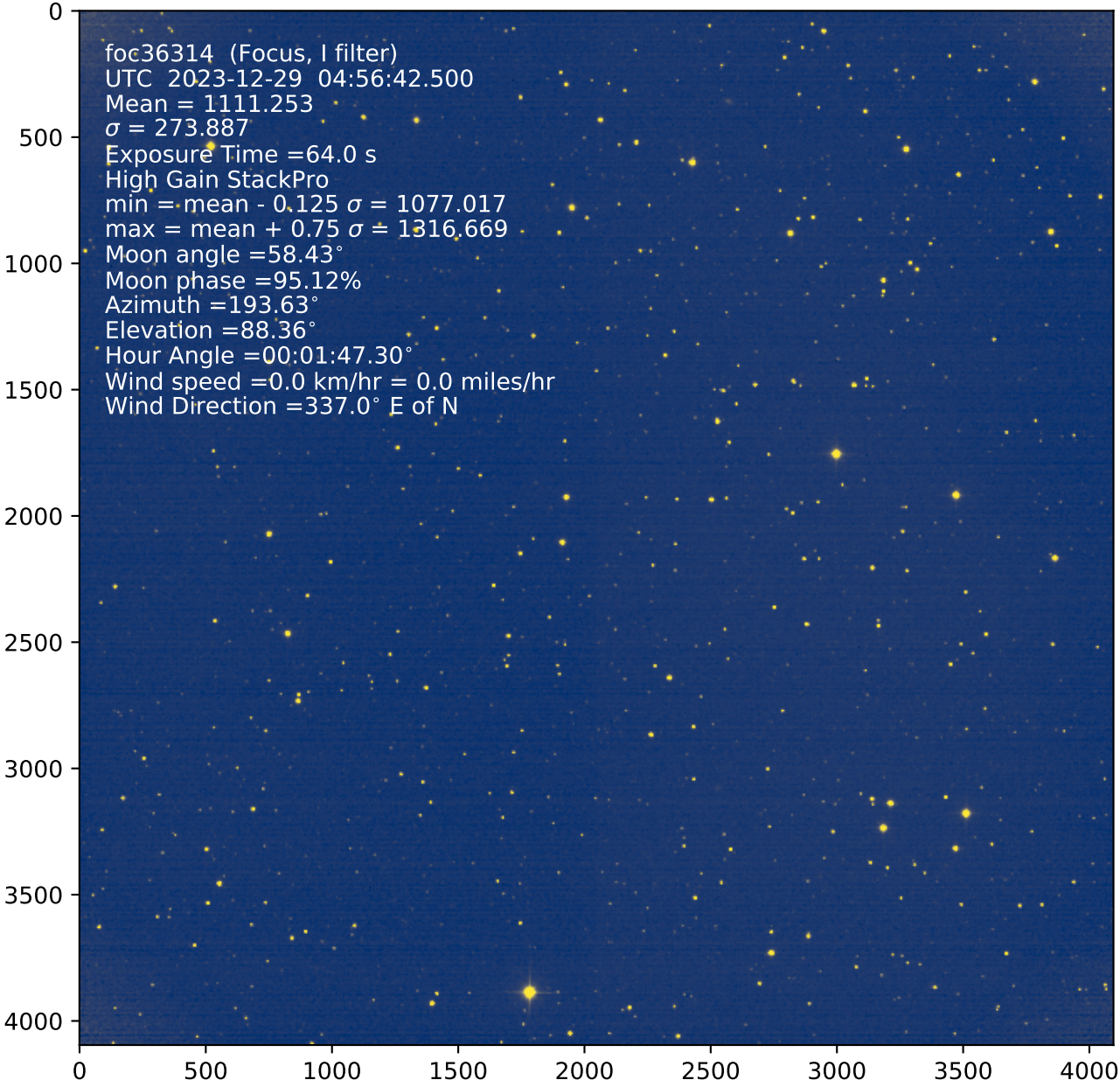
foc36314 (Focus, I filter)
UTC 2023-12-29 04:56:42.500
Mean = 1111.253
σ = 273.887
Exposure Time =64.0 s
High Gain StackPro
min = mean - 0.125 σ = 1077.017
max = mean + 0.75 σ = 1316.669
Moon angle =58.43°
Moon phase =95.12%
Azimuth =193.63°
Elevation =88.36°
Hour Angle =00:01:47.30°
Wind speed =0.0 km/hr = 0.0 miles/hr
Wind Direction =337.0° E of N
0
500
1000
1500
2000
2500
3000
3500
4000

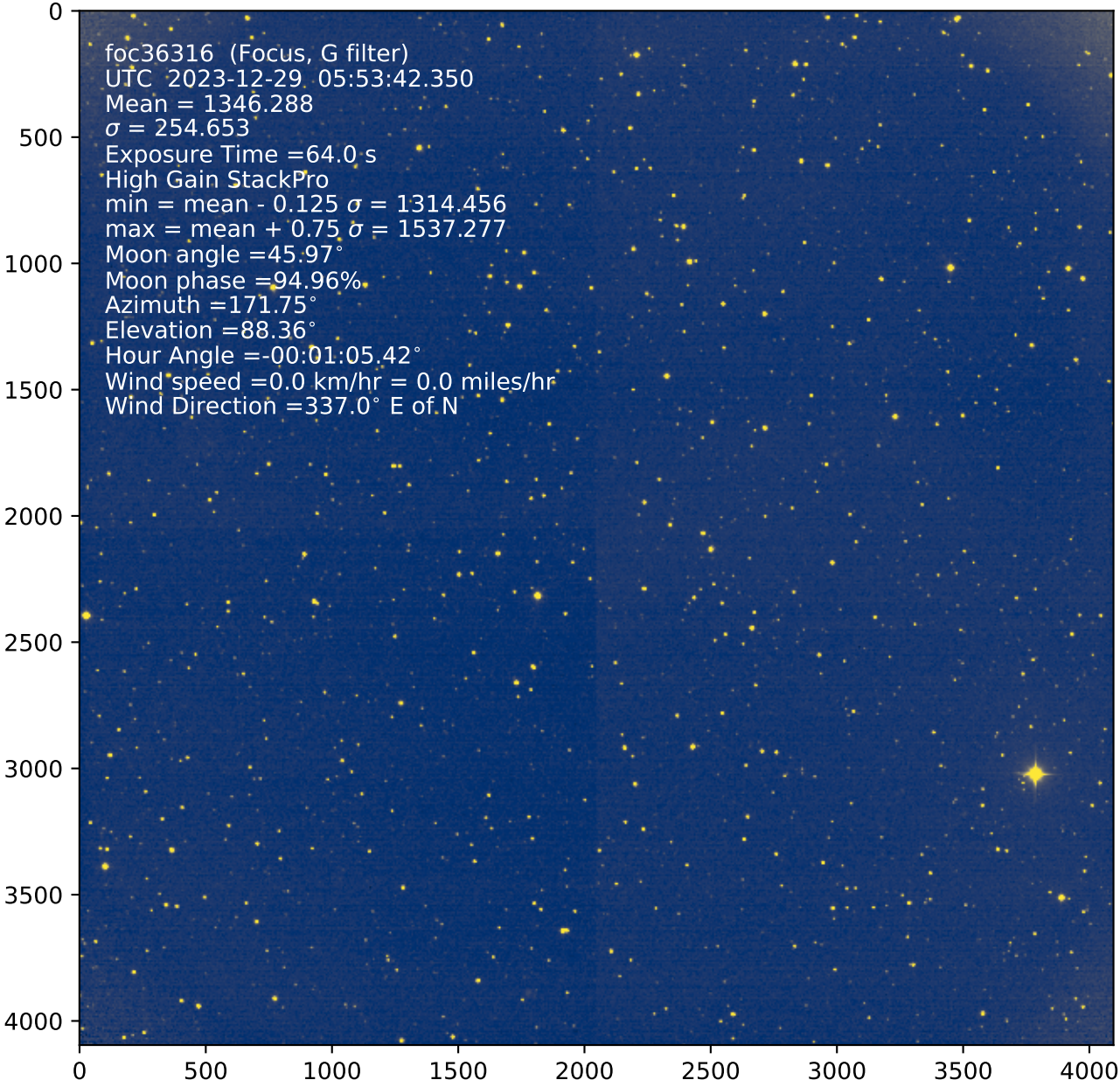
foc36316 (Focus, G filter)
UTC 2023-12-29 05:53:42.350
Mean = 1346.288
σ = 254.653
Exposure Time =64.0 s
High Gain StackPro
min = mean - 0.125 σ = 1314.456
max = mean + 0.75 σ = 1537.277
Moon angle =45.97°
Moon phase =94.96%
Azimuth =171.75°
Elevation =88.36°
Hour Angle =-00:01:05.42°
Wind speed =0.0 km/hr = 0.0 miles/hr
Wind Direction =337.0° E of N
0
500
1000
1500
2000
2500
3000
3500
4000

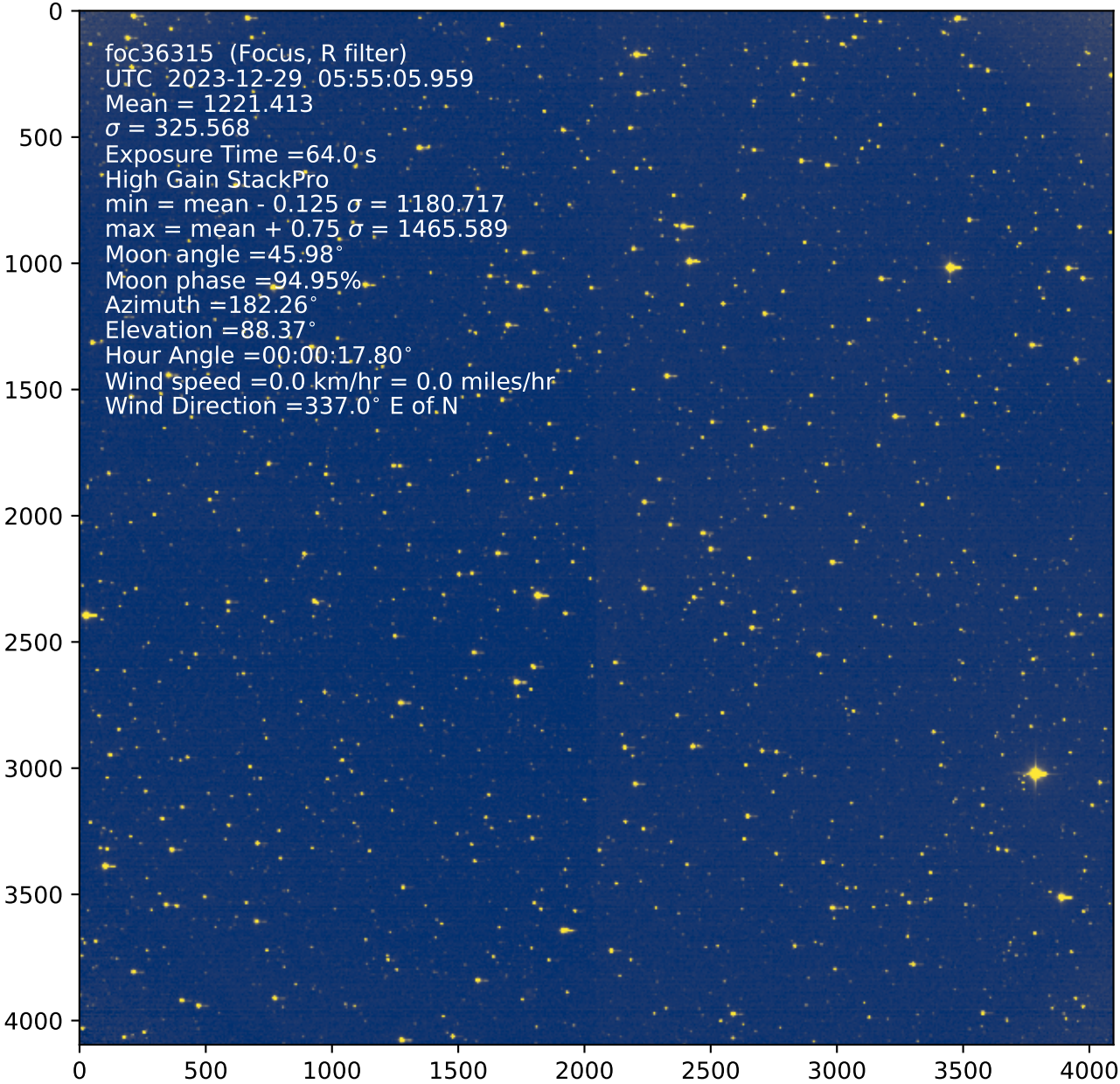
foc36315 (Focus, R filter)
UTC 2023-12-29 05:55:05.959
Mean = 1221.413
σ = 325.568
Exposure Time =64.0 s
High Gain StackPro
min = mean - 0.125 σ = 1180.717
max = mean + 0.75 σ = 1465.589
Moon angle =45.98°
Moon phase =94.95%
Azimuth =182.26°
Elevation =88.37°
Hour Angle =00:00:17.80°
Wind speed =0.0 km/hr = 0.0 miles/hr
Wind Direction =337.0° E of N
0
500
1000
1500
2000
2500
3000
3500
4000

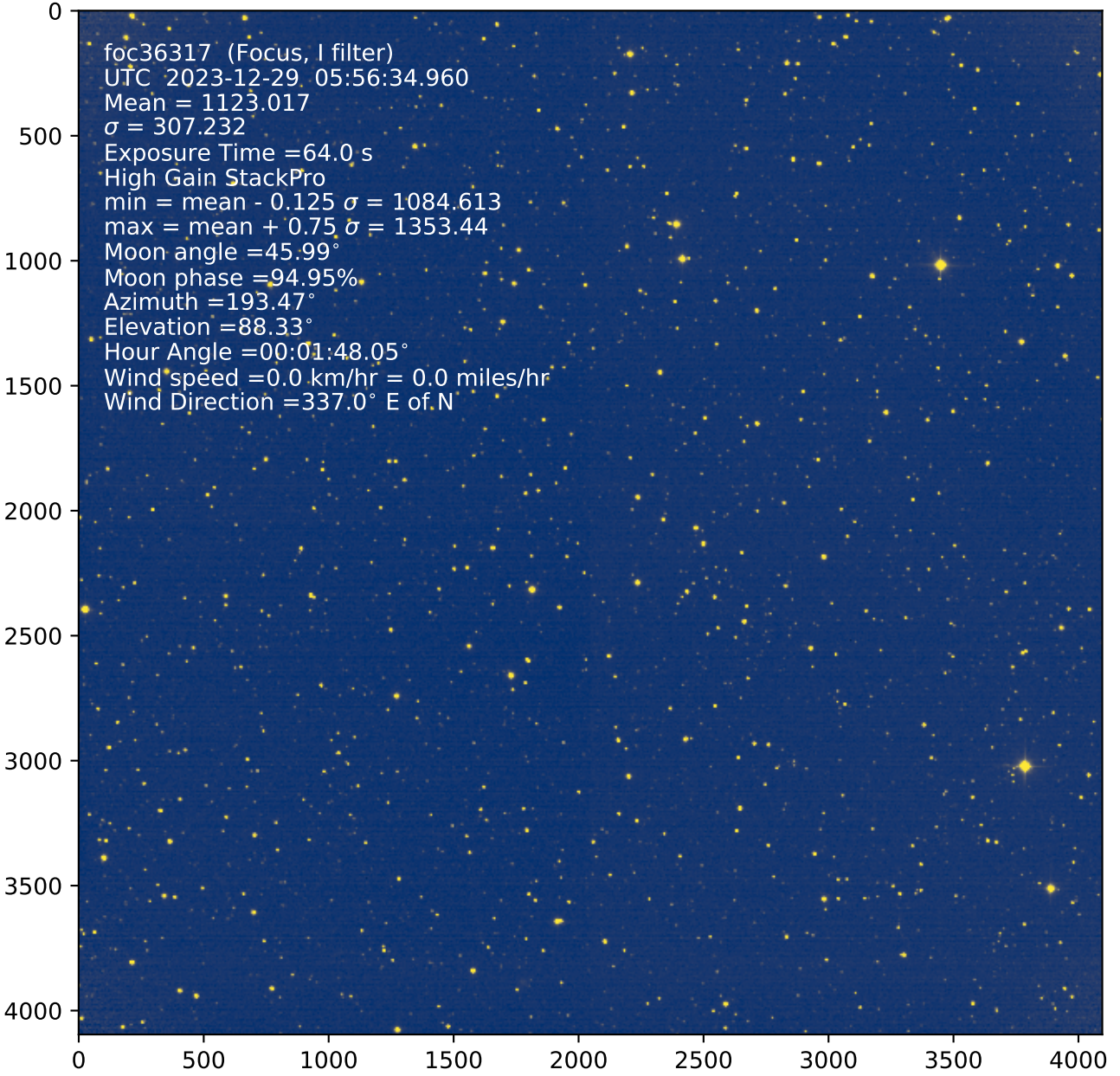
foc36317 (Focus, I filter)
UTC 2023-12-29 05:56:34.960
Mean = 1123.017
σ = 307.232
Exposure Time =64.0 s
High Gain StackPro
min = mean - 0.125 σ = 1084.613
max = mean + 0.75 σ = 1353.44
Moon angle =45.99°
Moon phase =94.95%
Azimuth =193.47°
Elevation =88.33°
Hour Angle =00:01:48.05°
Wind speed =0.0 km/hr = 0.0 miles/hr
Wind Direction =337.0° E of N
0
500
1000
1500
2000
2500
3000
3500
4000

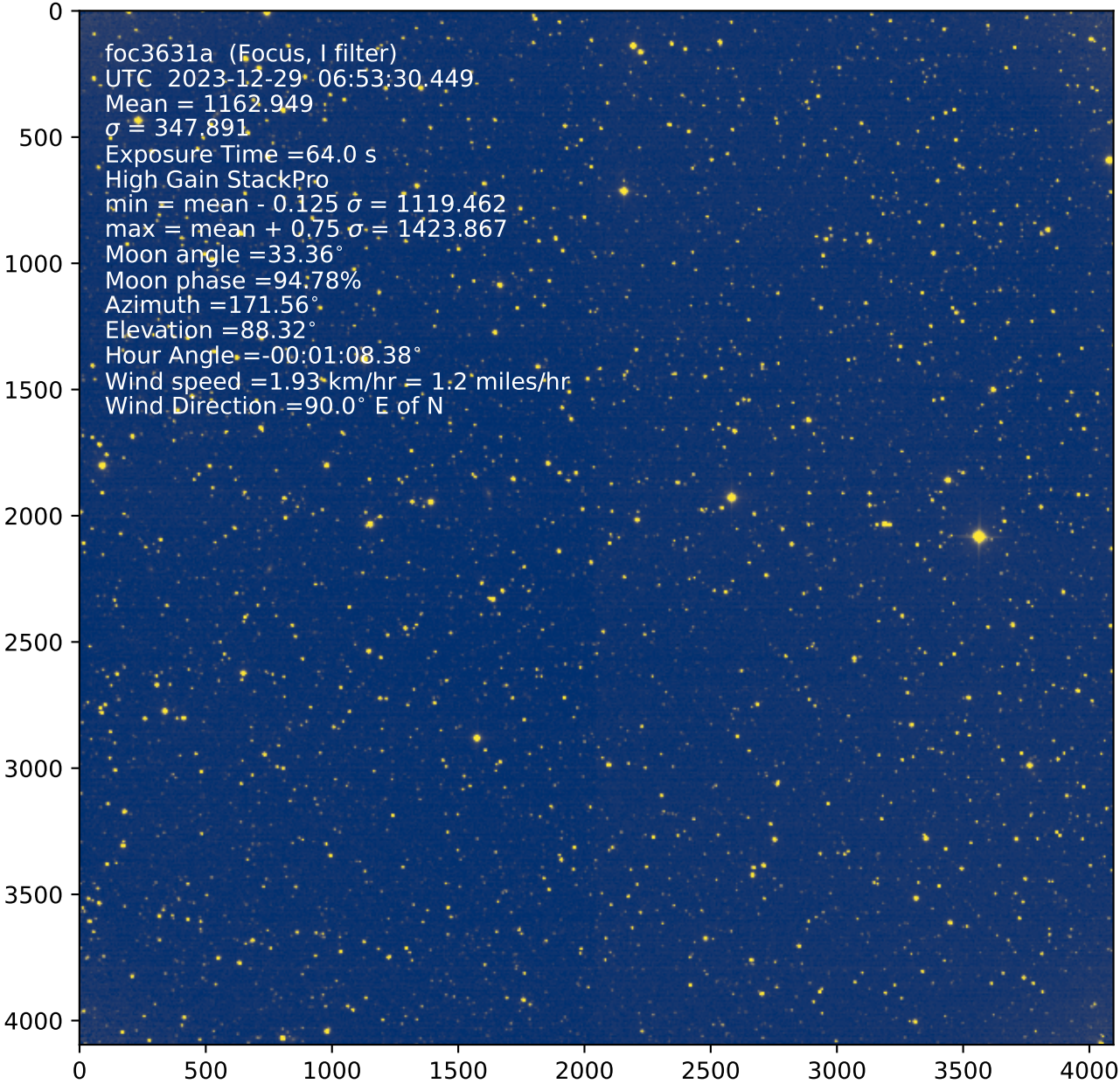
foc3631a (Focus, I filter)
UTC 2023-12-29 06:53:30.449
Mean = 1162.949
σ = 347.891
Exposure Time =64.0 s
High Gain StackPro
min = mean - 0.125 σ = 1119.462
max = mean + 0.75 σ = 1423.867
Moon angle =33.36°
Moon phase =94.78%
Azimuth =171.56°
Elevation =88.32°
Hour Angle =-00:01:08.38°
Wind speed =1.93 km/hr = 1.2 miles/hr
Wind Direction =90.0° E of N
0
500
1000
1500
2000
2500
3000
3500
4000

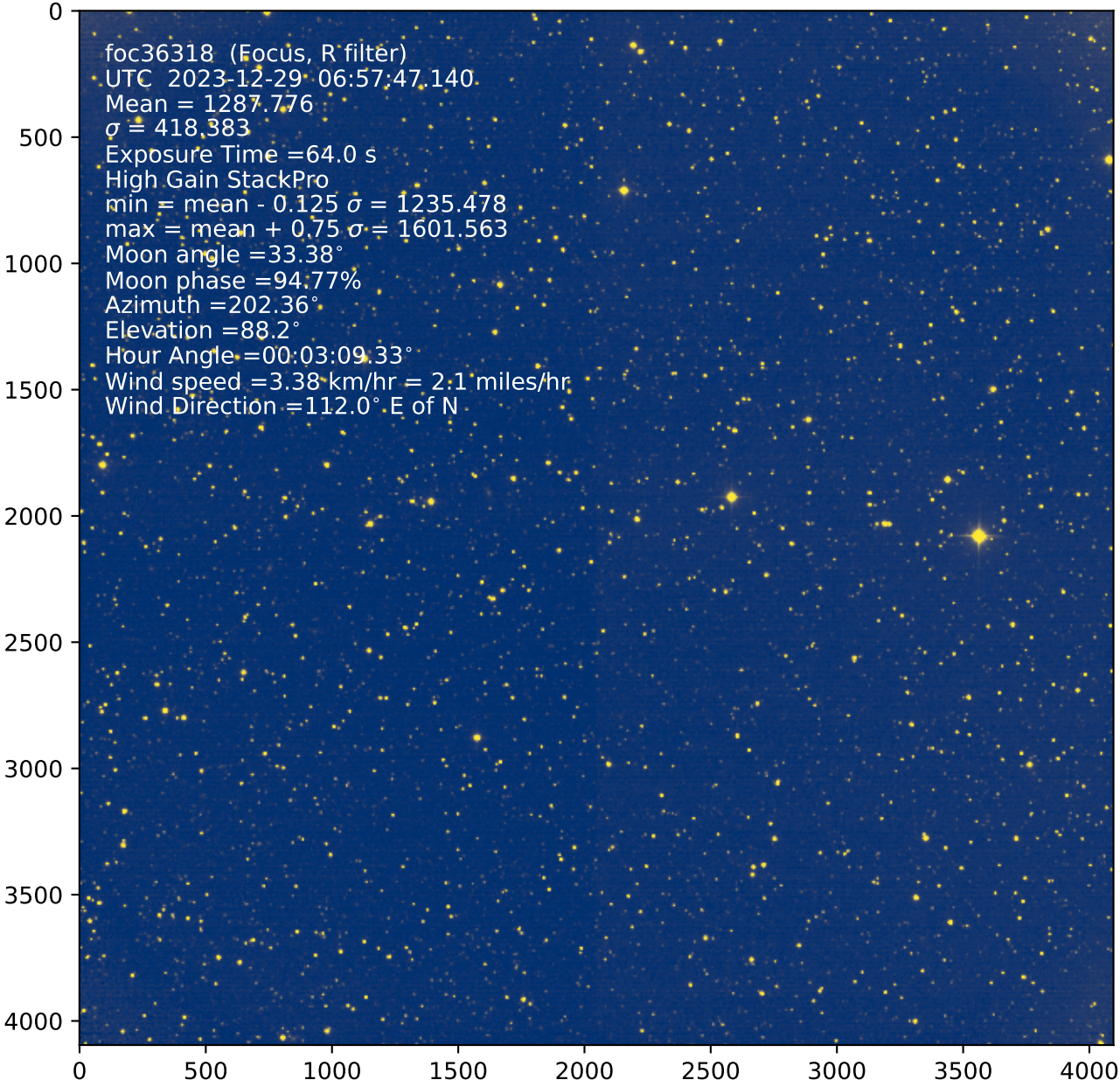
foc36318 (Focus, R filter)
UTC 2023-12-29 06:57:47.140
Mean = 1287.776
σ = 418.383
Exposure Time =64.0 s
High Gain StackPro
min = mean - 0.125 σ = 1235.478
max = mean + 0.75 σ = 1601.563
Moon angle =33.38°
Moon phase =94.77%
Azimuth =202.36°
Elevation =88.2°
Hour Angle =00:03:09.33°
Wind speed =3.38 km/hr = 2.1 miles/hr
Wind Direction =112.0° E of N
0
500
1000
1500
2000
2500
3000
3500
4000

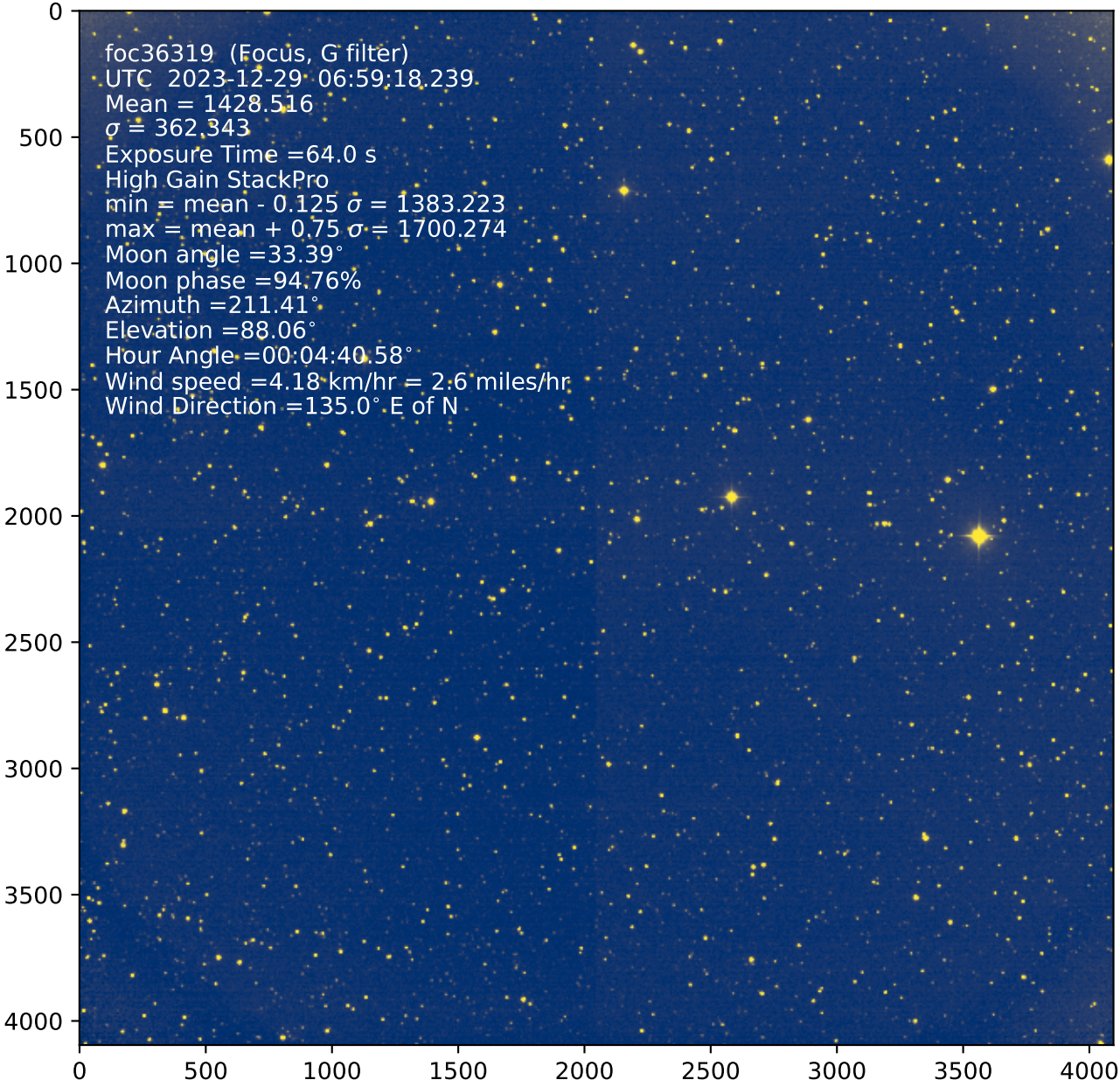
foc36319 (Focus, G filter)
UTC 2023-12-29 06:59:18.239
Mean = 1428.516
σ = 362.343
Exposure Time =64.0 s
High Gain StackPro
min = mean - 0.125 σ = 1383.223
max = mean + 0.75 σ = 1700.274
Moon angle =33.39°
Moon phase =94.76%
Azimuth =211.41°
Elevation =88.06°
Hour Angle =00:04:40.58°
Wind speed =4.18 km/hr = 2.6 miles/hr
Wind Direction =135.0° E of N
0
500
1000
1500
2000
2500
3000
3500
4000

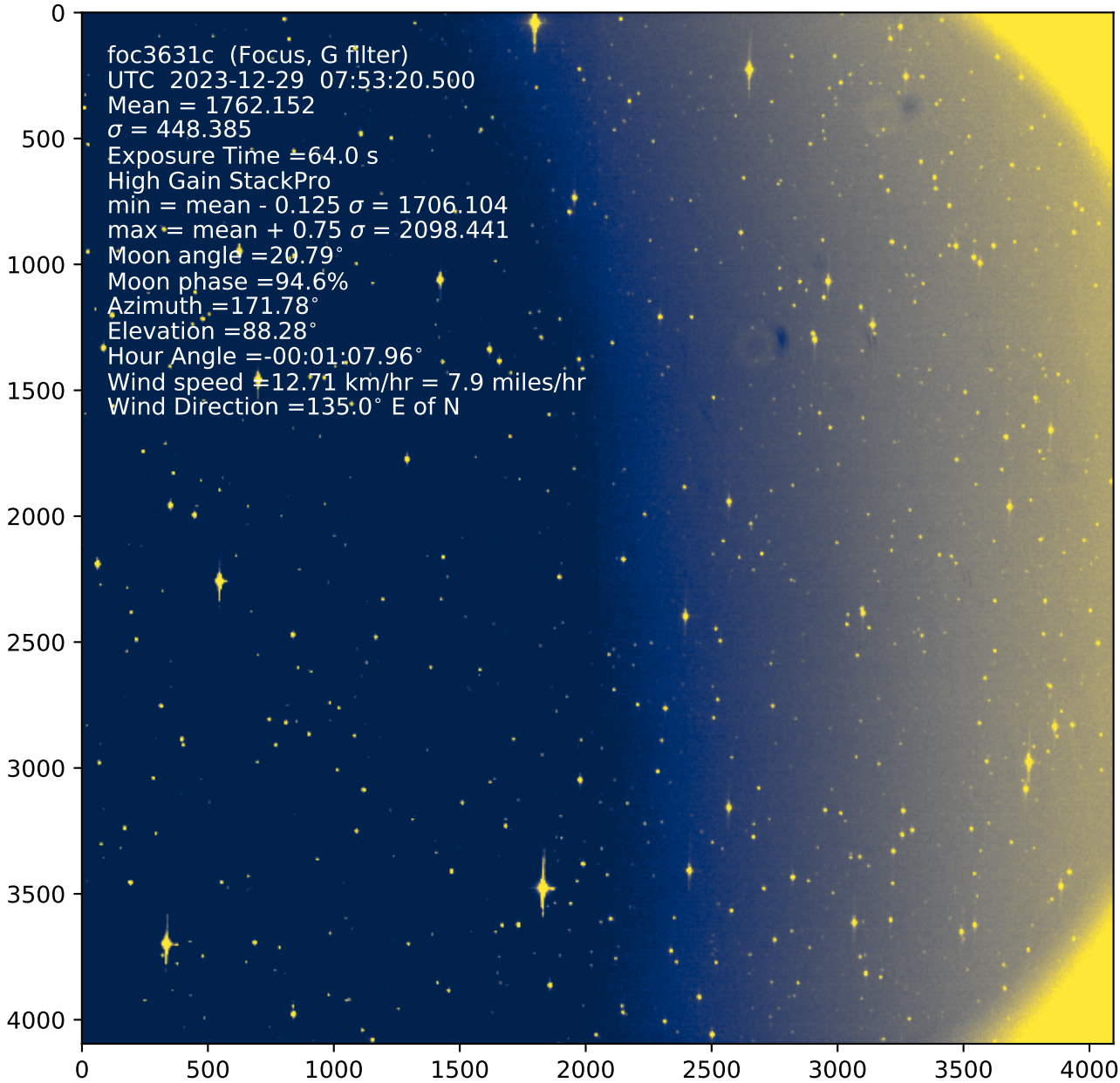
foc3631c (Focus, G filter)
UTC 2023-12-29 07:53:20.500
Mean = 1762.152
σ = 448.385
Exposure Time =64.0 s
High Gain StackPro
min = mean - 0.125 σ = 1706.104
max = mean + 0.75 σ = 2098.441
Moon angle =20.79°
Moon phase =94.6%
Azimuth =171.78°
Elevation =88.28°
Hour Angle =-00:01:07.96°
Wind speed =12.71 km/hr = 7.9 miles/hr
Wind Direction =135.0° E of N
0
500
1000
1500
2000
2500
3000
3500
4000

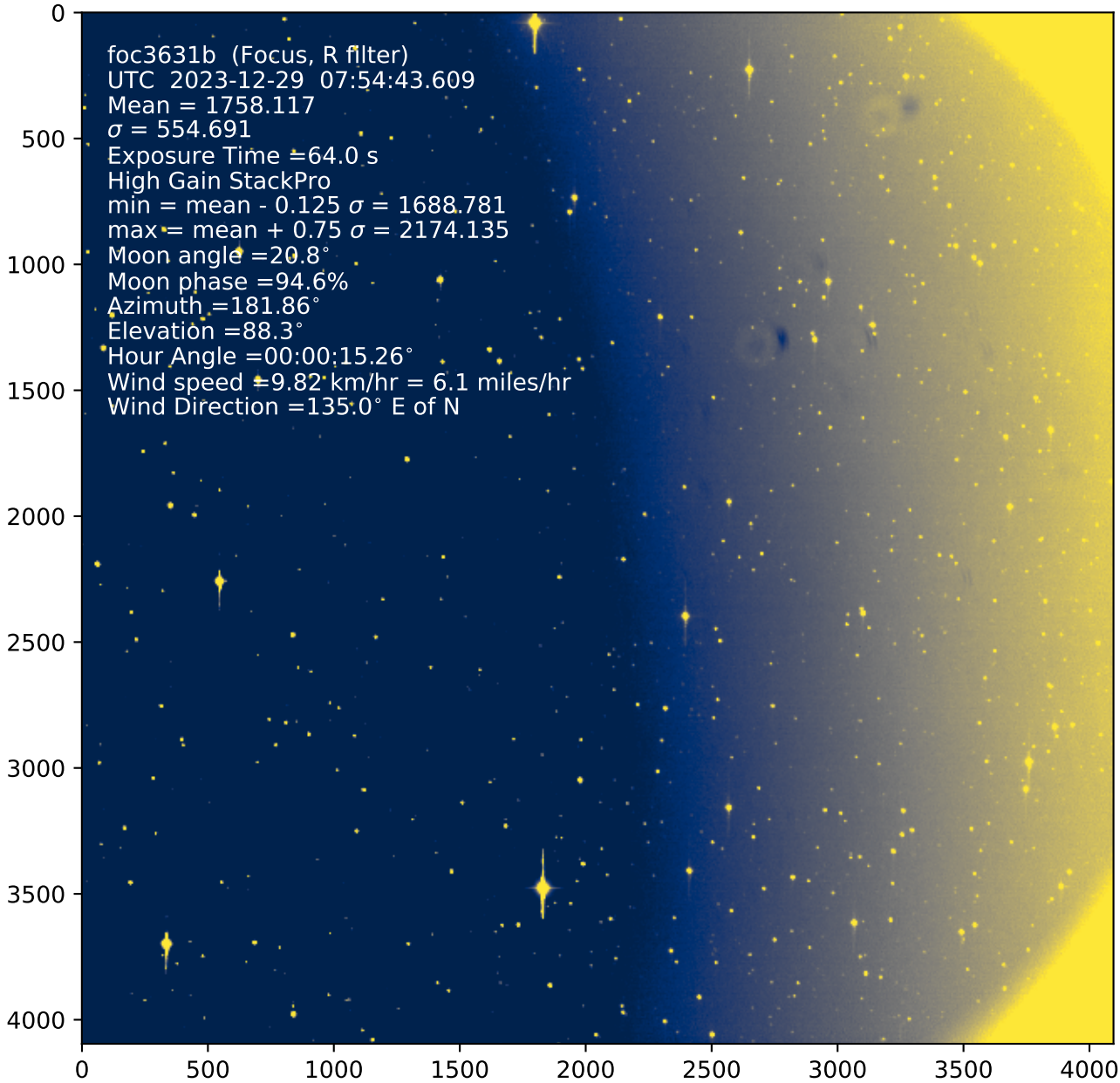
foc3631b (Focus, R filter)
UTC 2023-12-29 07:54:43.609
Mean = 1758.117
σ = 554.691
Exposure Time =64.0 s
High Gain StackPro
min = mean - 0.125 σ = 1688.781
max = mean + 0.75 σ = 2174.135
Moon angle =20.8°
Moon phase =94.6%
Azimuth =181.86°
Elevation =88.3°
Hour Angle =00:00:15.26°
Wind speed =9.82 km/hr = 6.1 miles/hr
Wind Direction =135.0° E of N
0
500
1000
1500
2000
2500
3000
3500
4000

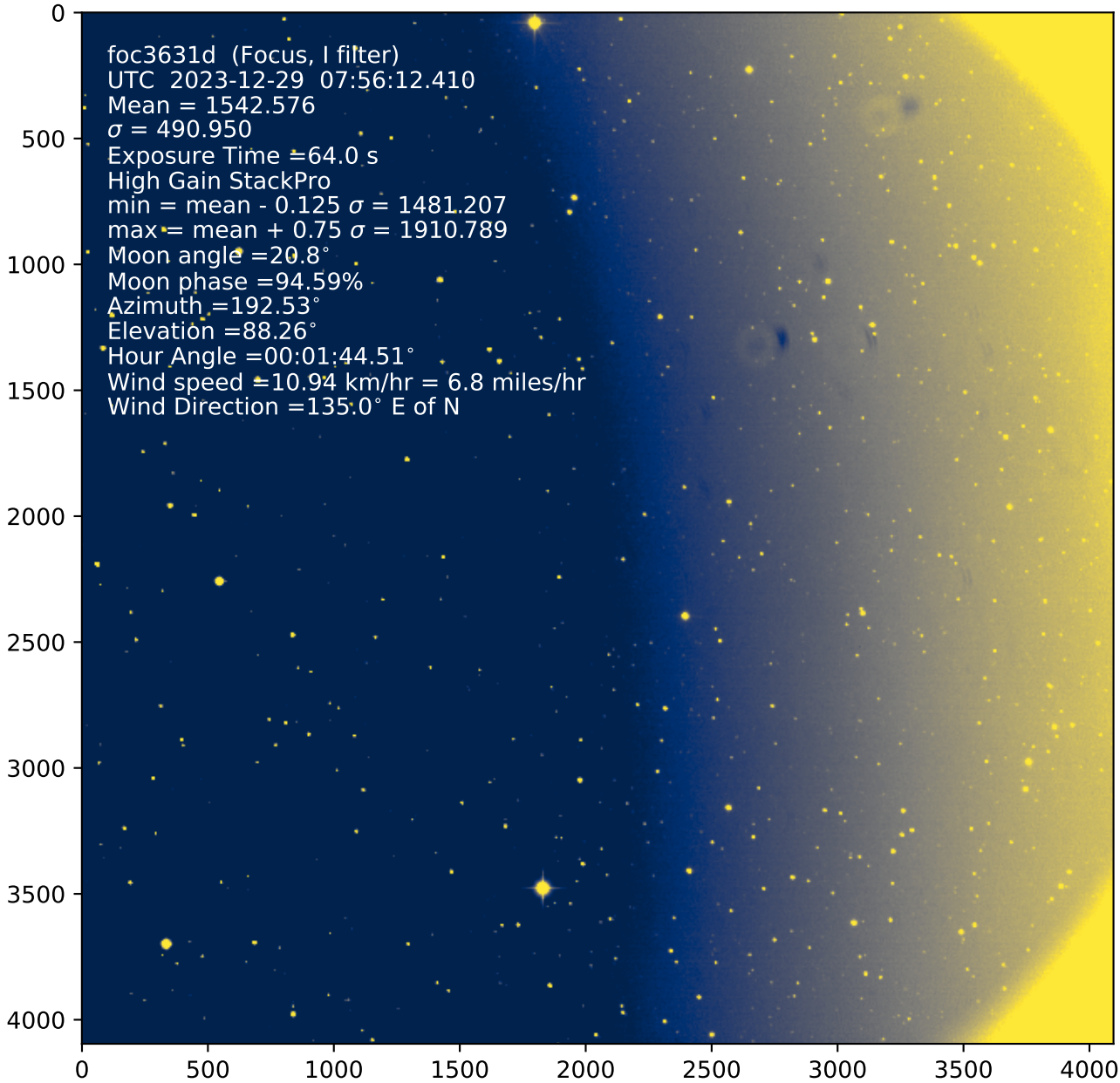
foc3631d (Focus, I filter)
UTC 2023-12-29 07:56:12.410
Mean = 1542.576
σ = 490.950
Exposure Time =64.0 s
High Gain StackPro
min = mean - 0.125 σ = 1481.207
max = mean + 0.75 σ = 1910.789
Moon angle =20.8°
Moon phase =94.59%
Azimuth =192.53°
Elevation =88.26°
Hour Angle =00:01:44.51°
Wind speed =10.94 km/hr = 6.8 miles/hr
Wind Direction =135.0° E of N
0
500
1000
1500
2000
2500
3000
3500
4000

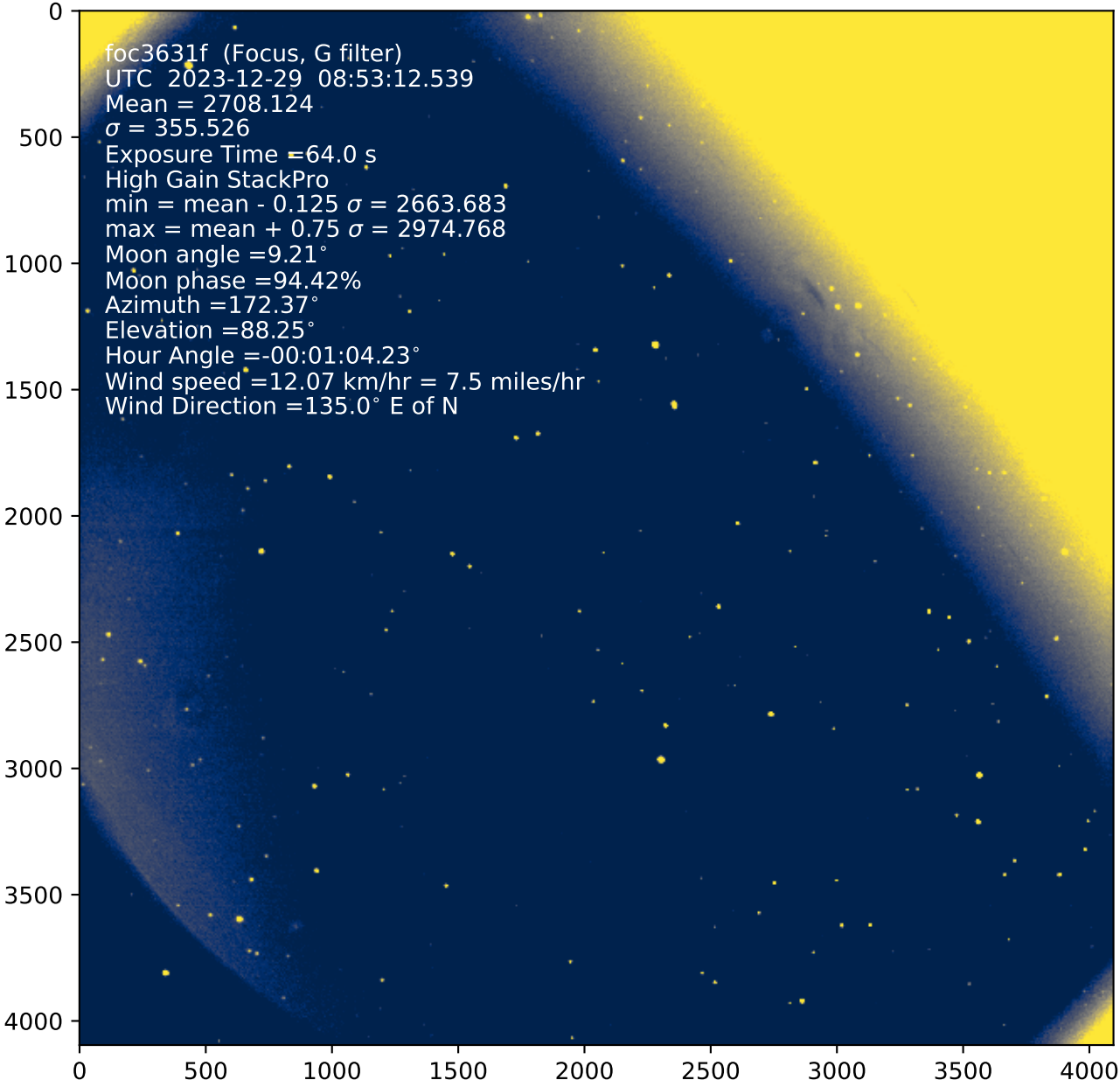
foc3631f (Focus, G filter)
UTC 2023-12-29 08:53:12.539
Mean = 2708.124
σ = 355.526
Exposure Time =64.0 s
High Gain StackPro
min = mean - 0.125 σ = 2663.683
max = mean + 0.75 σ = 2974.768
Moon angle =9.21°
Moon phase =94.42%
Azimuth =172.37°
Elevation =88.25°
Hour Angle =-00:01:04.23°
Wind speed =12.07 km/hr = 7.5 miles/hr
Wind Direction =135.0° E of N
0
500
1000
1500
2000
2500
3000
3500
4000

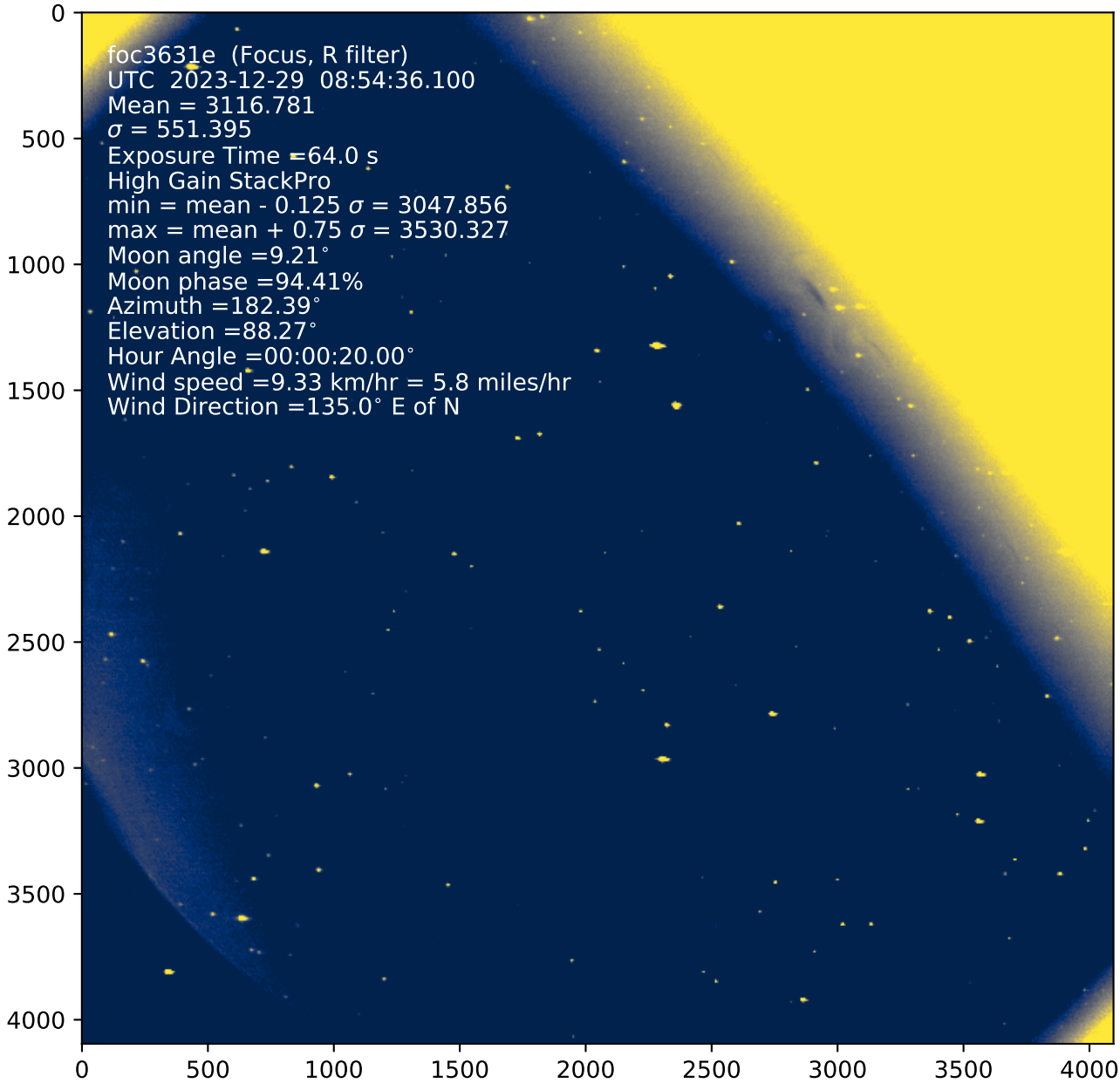
foc3631e (Focus, R filter)
UTC 2023-12-29 08:54:36.100
Mean = 3116.781
σ = 551.395
Exposure Time =64.0 s
High Gain StackPro
min = mean - 0.125 σ = 3047.856
max = mean + 0.75 σ = 3530.327
Moon angle =9.21°
Moon phase =94.41%
Azimuth =182.39°
Elevation =88.27°
Hour Angle =00:00:20.00°
Wind speed =9.33 km/hr = 5.8 miles/hr
Wind Direction =135.0° E of N
0
500
1000
1500
2000
2500
3000
3500
4000

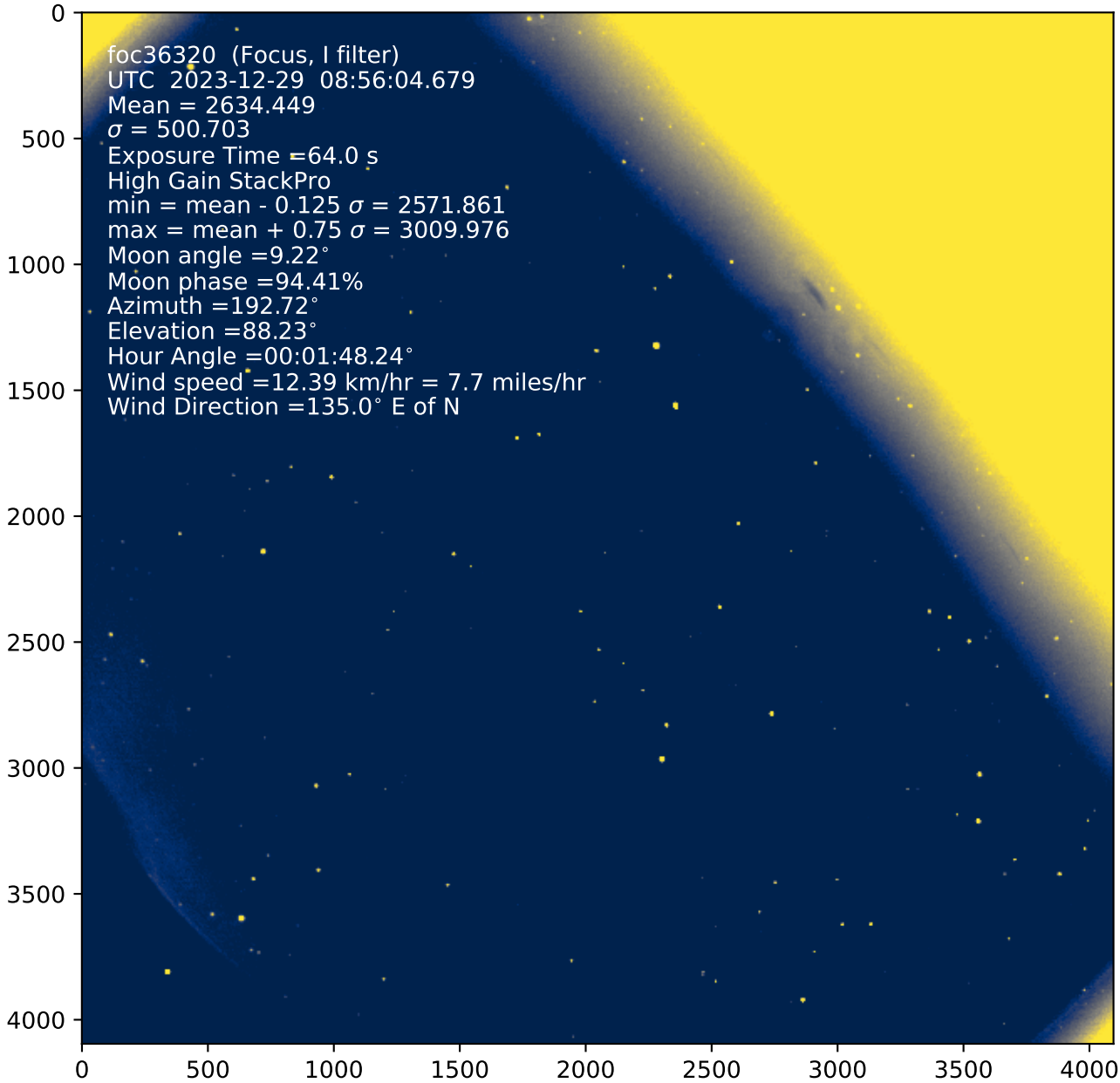
foc36320 (Focus, I filter)
UTC 2023-12-29 08:56:04.679
Mean = 2634.449
σ = 500.703
Exposure Time =64.0 s
High Gain StackPro
min = mean - 0.125 σ = 2571.861
max = mean + 0.75 σ = 3009.976
Moon angle =9.22°
Moon phase =94.41%
Azimuth =192.72°
Elevation =88.23°
Hour Angle =00:01:48.24°
Wind speed =12.39 km/hr = 7.7 miles/hr
Wind Direction =135.0° E of N
0
500
1000
1500
2000
2500
3000
3500
4000

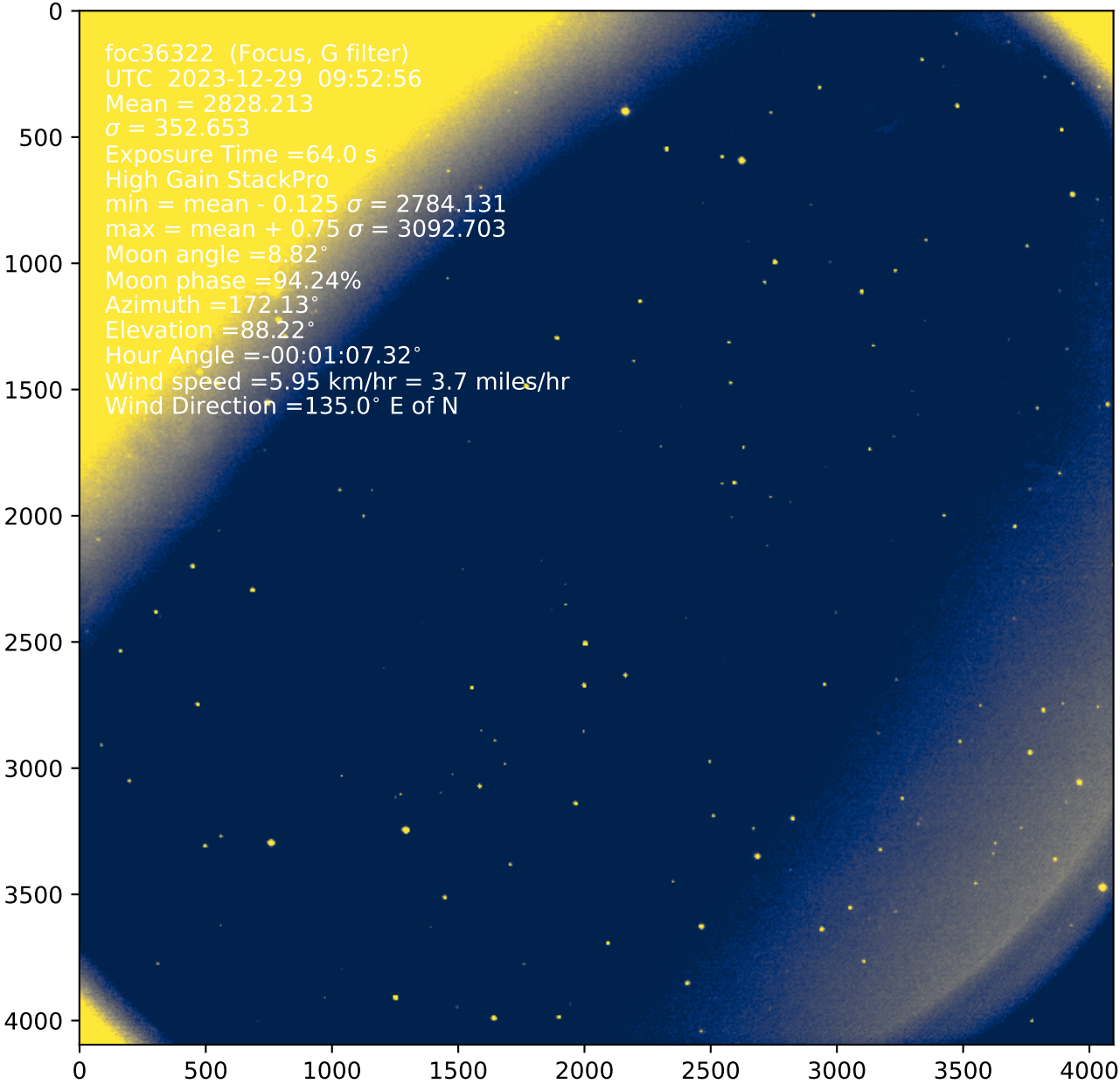
foc36322 (Focus, G filter)
UTC 2023-12-29 09:52:56
Mean = 2828.213
σ = 352.653
Exposure Time =64.0 s
High Gain StackPro
min = mean - 0.125 σ = 2784.131
max = mean + 0.75 σ = 3092.703
Moon angle =8.82°
Moon phase =94.24%
Azimuth =172.13°
Elevation =88.22°
Hour Angle =-00:01:07.32°
Wind speed =5.95 km/hr = 3.7 miles/hr
Wind Direction =135.0° E of N
0
500
1000
1500
2000
2500
3000
3500
4000

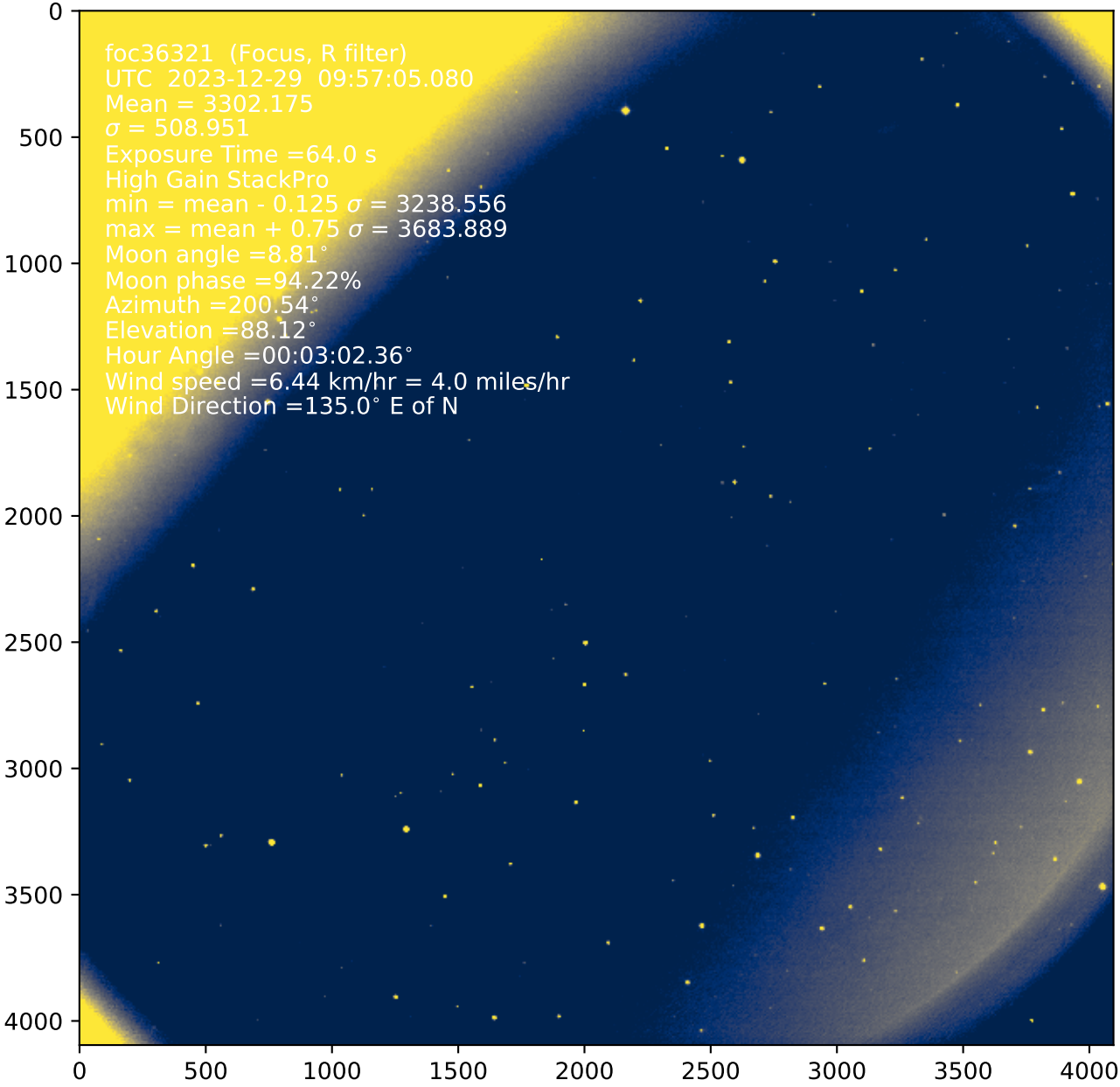
foc36321 (Focus, R filter)
UTC 2023-12-29 09:57:05.080
Mean = 3302.175
σ = 508.951
Exposure Time =64.0 s
High Gain StackPro
min = mean - 0.125 σ = 3238.556
max = mean + 0.75 σ = 3683.889
Moon angle =8.81°
Moon phase =94.22%
Azimuth =200.54°
Elevation =88.12°
Hour Angle =00:03:02.36°
Wind speed =6.44 km/hr = 4.0 miles/hr
Wind Direction =135.0° E of N
0
500
1000
1500
2000
2500
3000
3500
4000

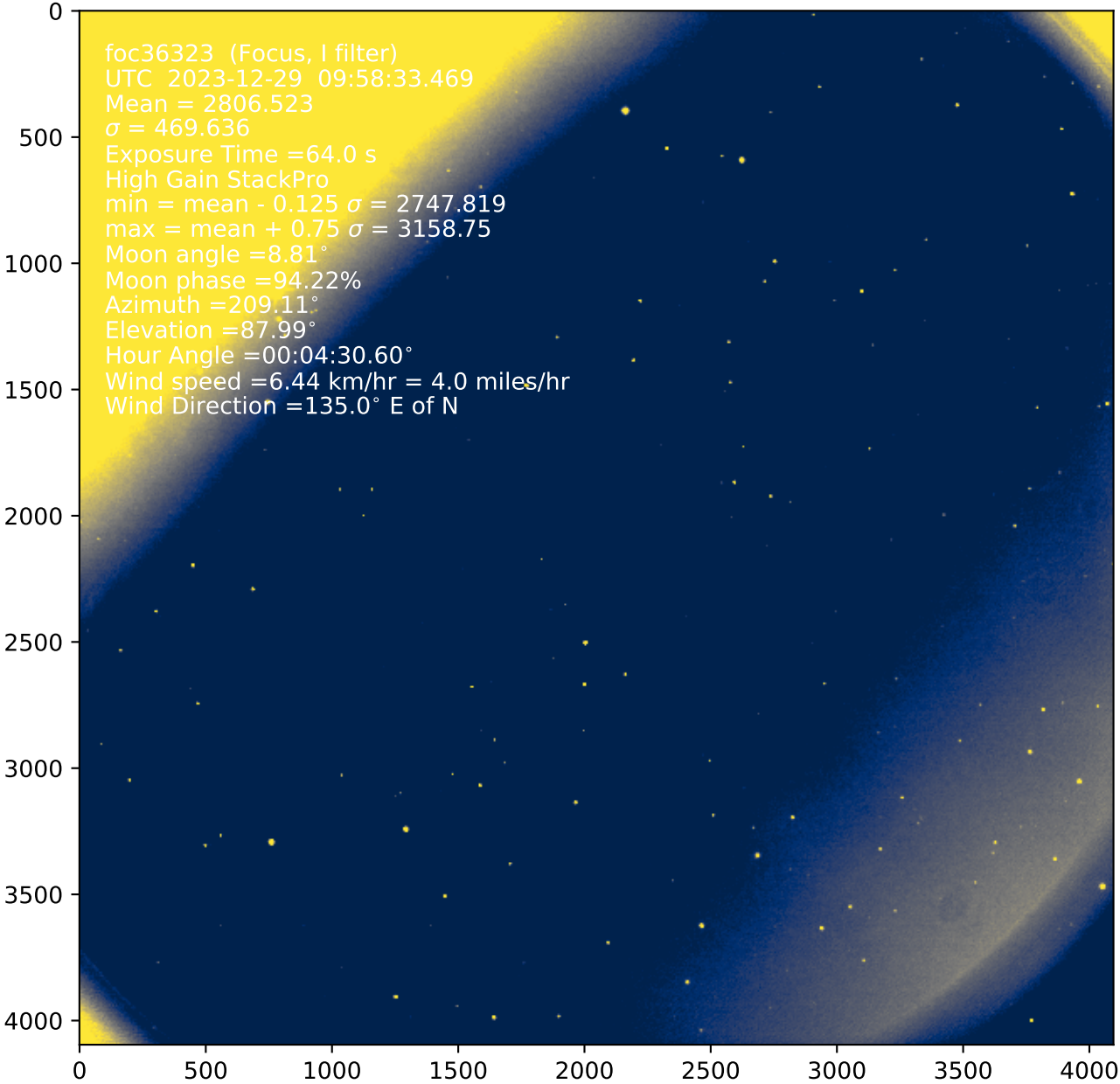
foc36323 (Focus, I filter)
UTC 2023-12-29 09:58:33.469
Mean = 2806.523
σ = 469.636
Exposure Time =64.0 s
High Gain StackPro
min = mean - 0.125 σ = 2747.819
max = mean + 0.75 σ = 3158.75
Moon angle =8.81°
Moon phase =94.22%
Azimuth =209.11°
Elevation =87.99°
Hour Angle =00:04:30.60°
Wind speed =6.44 km/hr = 4.0 miles/hr
Wind Direction =135.0° E of N
0
500
1000
1500
2000
2500
3000
3500
4000

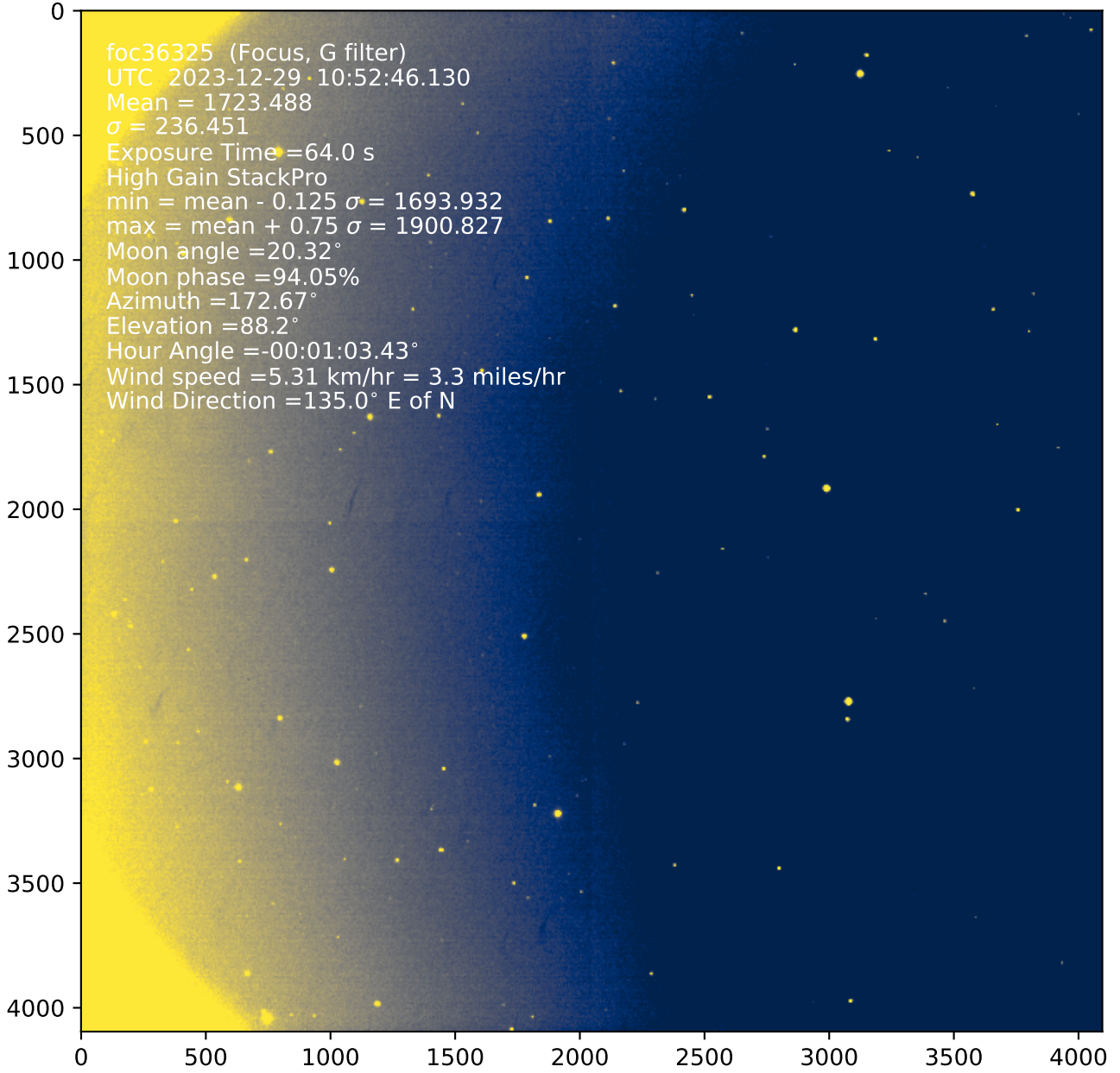
foc36325 (Focus, G filter)
UTC 2023-12-29 10:52:46.130
Mean = 1723.488
σ = 236.451
Exposure Time =64.0 s
High Gain StackPro
min = mean - 0.125 σ = 1693.932
max = mean + 0.75 σ = 1900.827
Moon angle =20.32°
Moon phase =94.05%
Azimuth =172.67°
Elevation =88.2°
Hour Angle =-00:01:03.43°
Wind speed =5.31 km/hr = 3.3 miles/hr
Wind Direction =135.0° E of N
0
500
1000
1500
2000
2500
3000
3500
4000

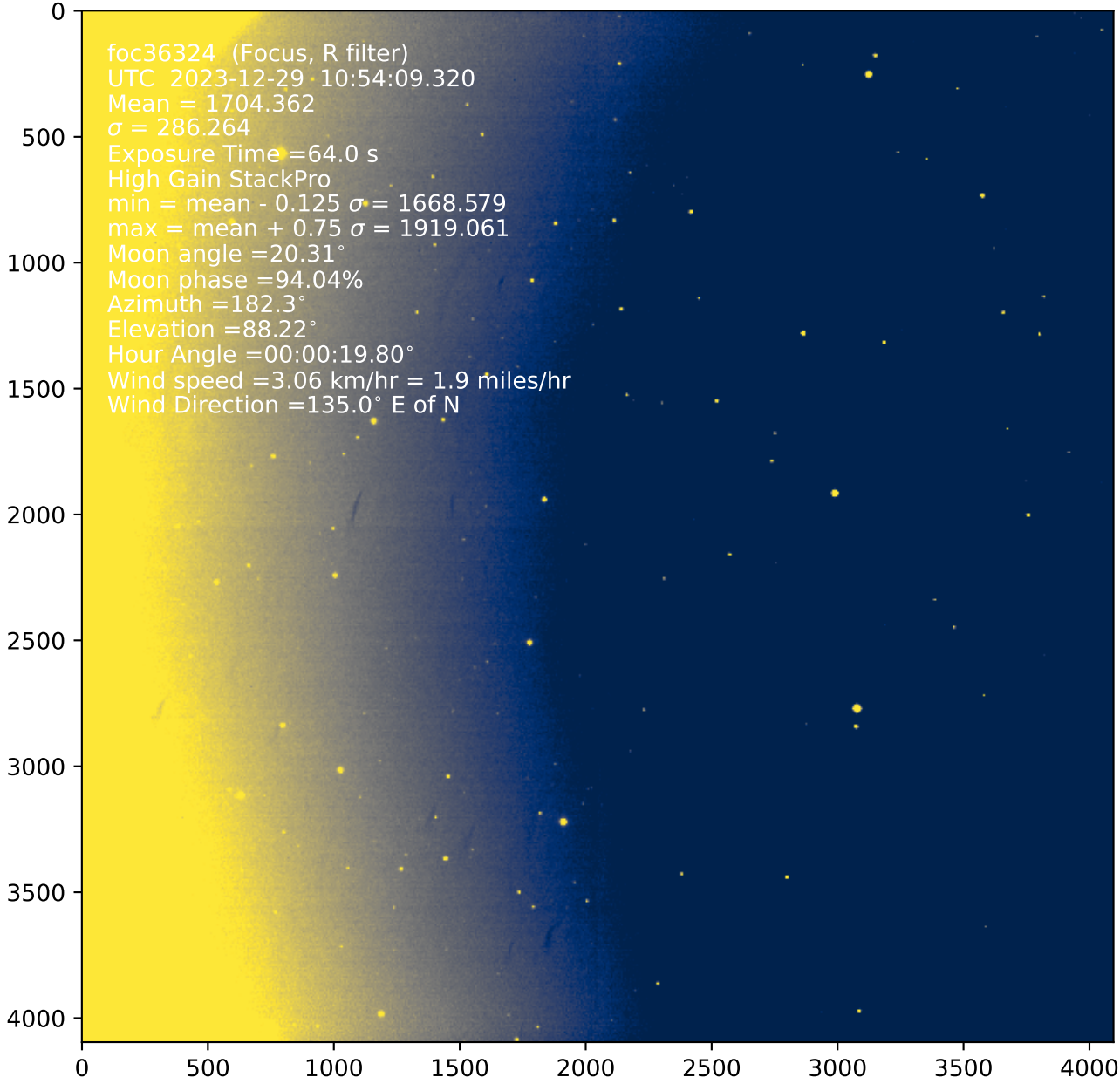
foc36324 (Focus, R filter)
UTC 2023-12-29 10:54:09.320
Mean = 1704.362
σ = 286.264
Exposure Time =64.0 s
High Gain StackPro
min = mean - 0.125 σ = 1668.579
max = mean + 0.75 σ = 1919.061
Moon angle =20.31°
Moon phase =94.04%
Azimuth =182.3°
Elevation =88.22°
Hour Angle =00:00:19.80°
Wind speed =3.06 km/hr = 1.9 miles/hr
Wind Direction =135.0° E of N
0
500
1000
1500
2000
2500
3000
3500
4000

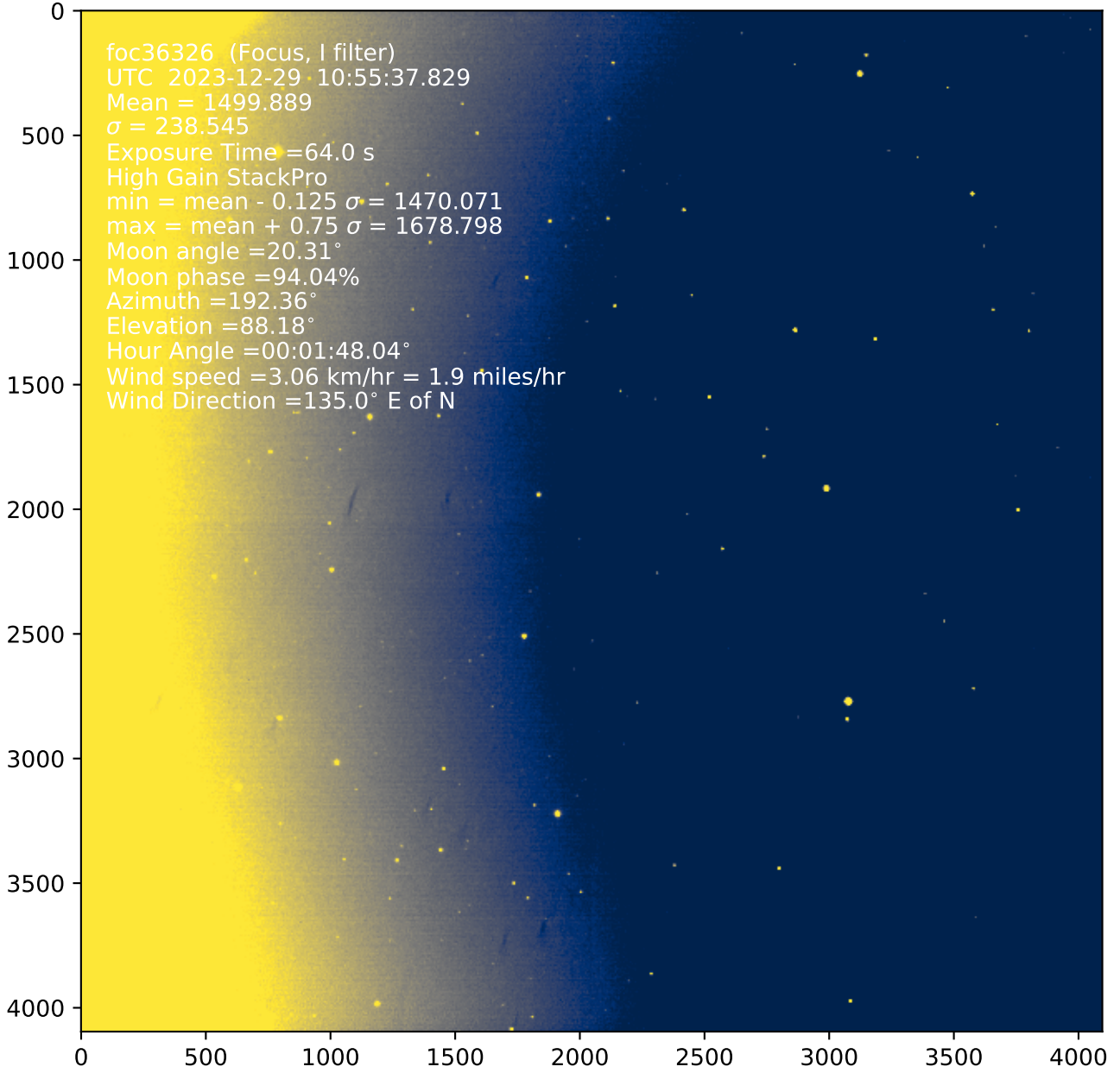
foc36326 (Focus, I filter)
UTC 2023-12-29 10:55:37.829
Mean = 1499.889
σ = 238.545
Exposure Time =64.0 s
High Gain StackPro
min = mean - 0.125 σ = 1470.071
max = mean + 0.75 σ = 1678.798
Moon angle =20.31°
Moon phase =94.04%
Azimuth =192.36°
Elevation =88.18°
Hour Angle =00:01:48.04°
Wind speed =3.06 km/hr = 1.9 miles/hr
Wind Direction =135.0° E of N
0
500
1000
1500
2000
2500
3000
3500
4000

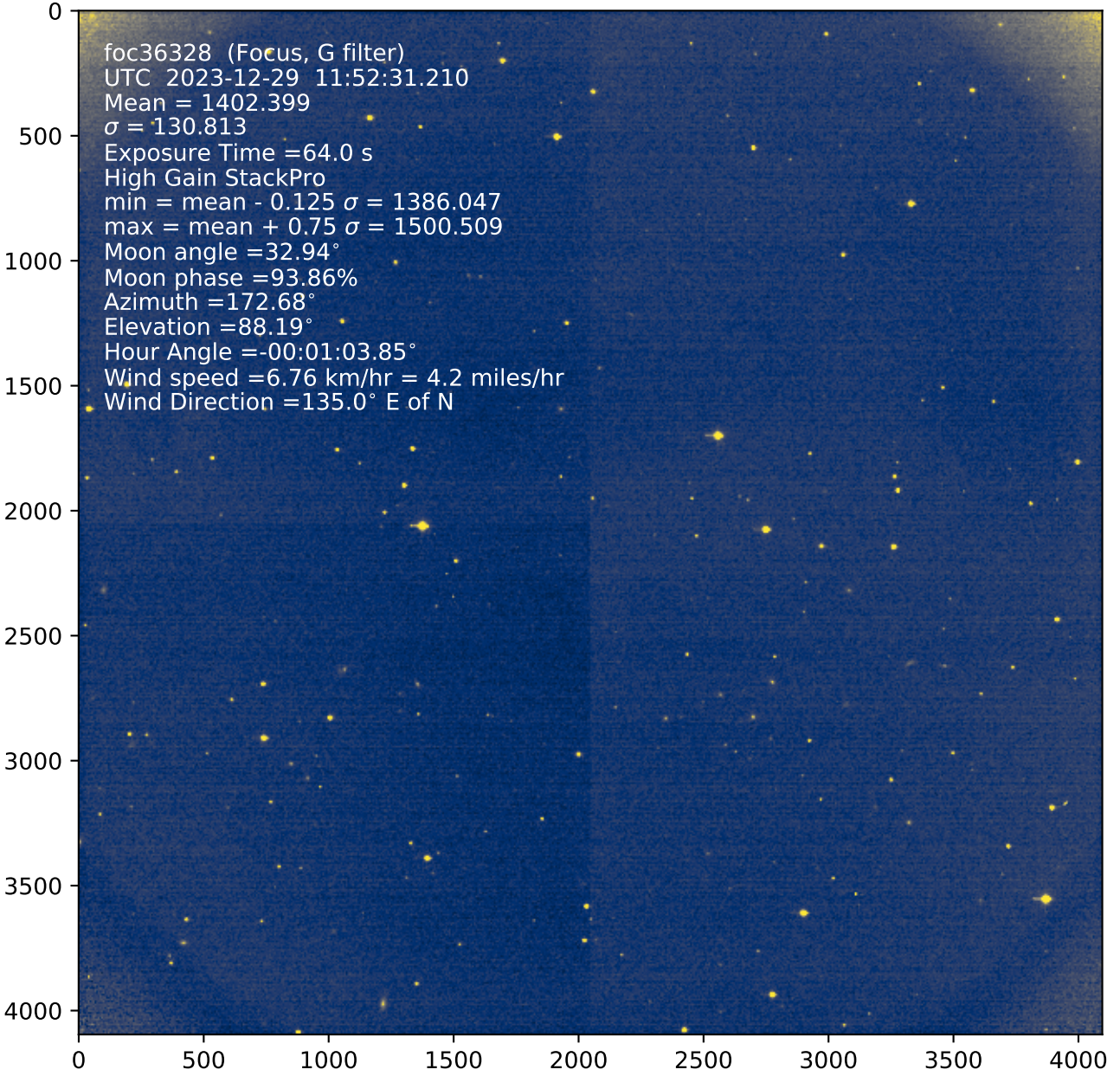
foc36328 (Focus, G filter)
UTC 2023-12-29 11:52:31.210
Mean = 1402.399
σ = 130.813
Exposure Time =64.0 s
High Gain StackPro
min = mean - 0.125 σ = 1386.047
max = mean + 0.75 σ = 1500.509
Moon angle =32.94°
Moon phase =93.86%
Azimuth =172.68°
Elevation =88.19°
Hour Angle =-00:01:03.85°
Wind speed =6.76 km/hr = 4.2 miles/hr
Wind Direction =135.0° E of N
0
500
1000
1500
2000
2500
3000
3500
4000

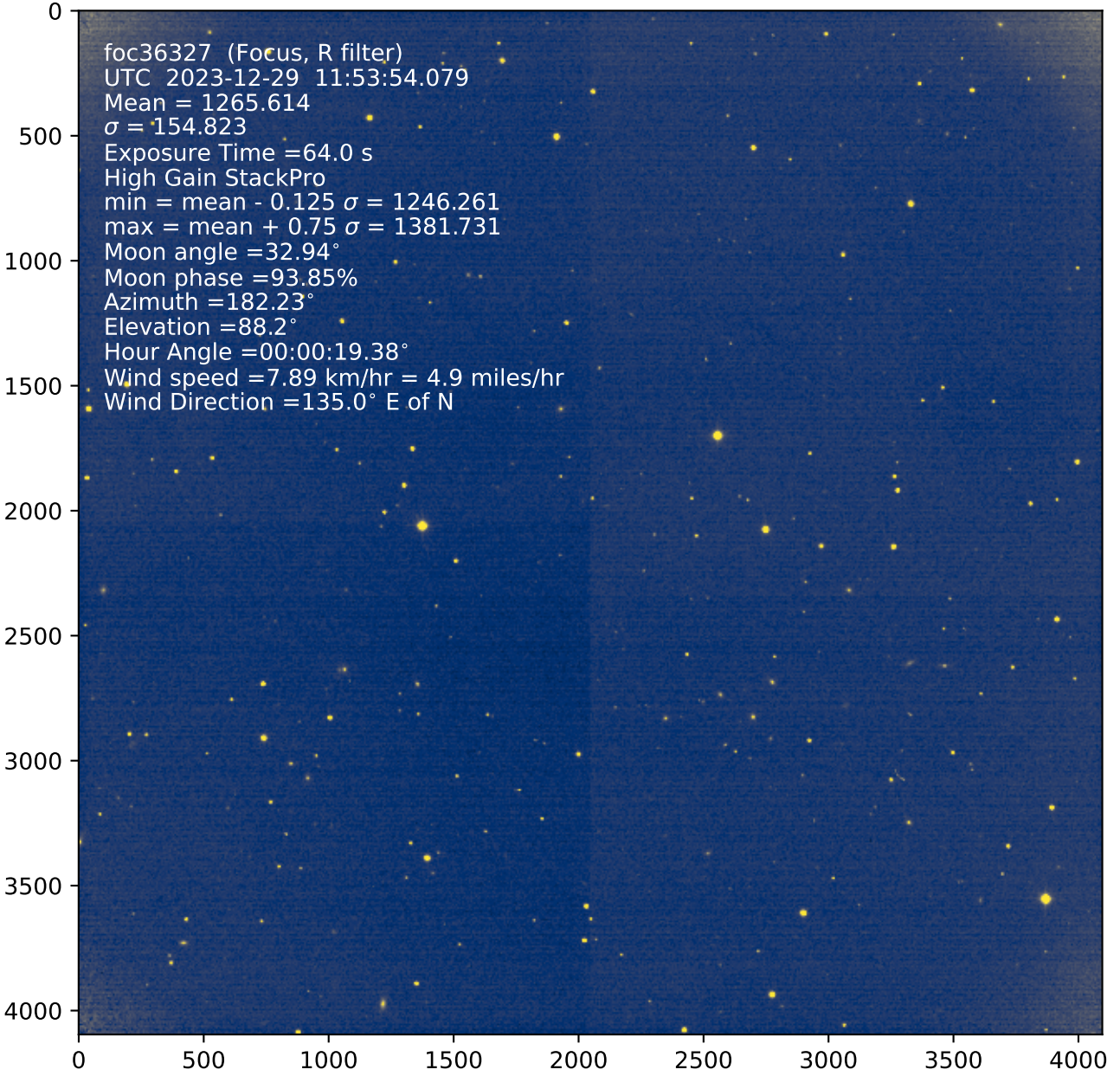
foc36327 (Focus, R filter)
UTC 2023-12-29 11:53:54.079
Mean = 1265.614
σ = 154.823
Exposure Time =64.0 s
High Gain StackPro
min = mean - 0.125 σ = 1246.261
max = mean + 0.75 σ = 1381.731
Moon angle =32.94°
Moon phase =93.85%
Azimuth =182.23°
Elevation =88.2°
Hour Angle =00:00:19.38°
Wind speed =7.89 km/hr = 4.9 miles/hr
Wind Direction =135.0° E of N
0
500
1000
1500
2000
2500
3000
3500
4000

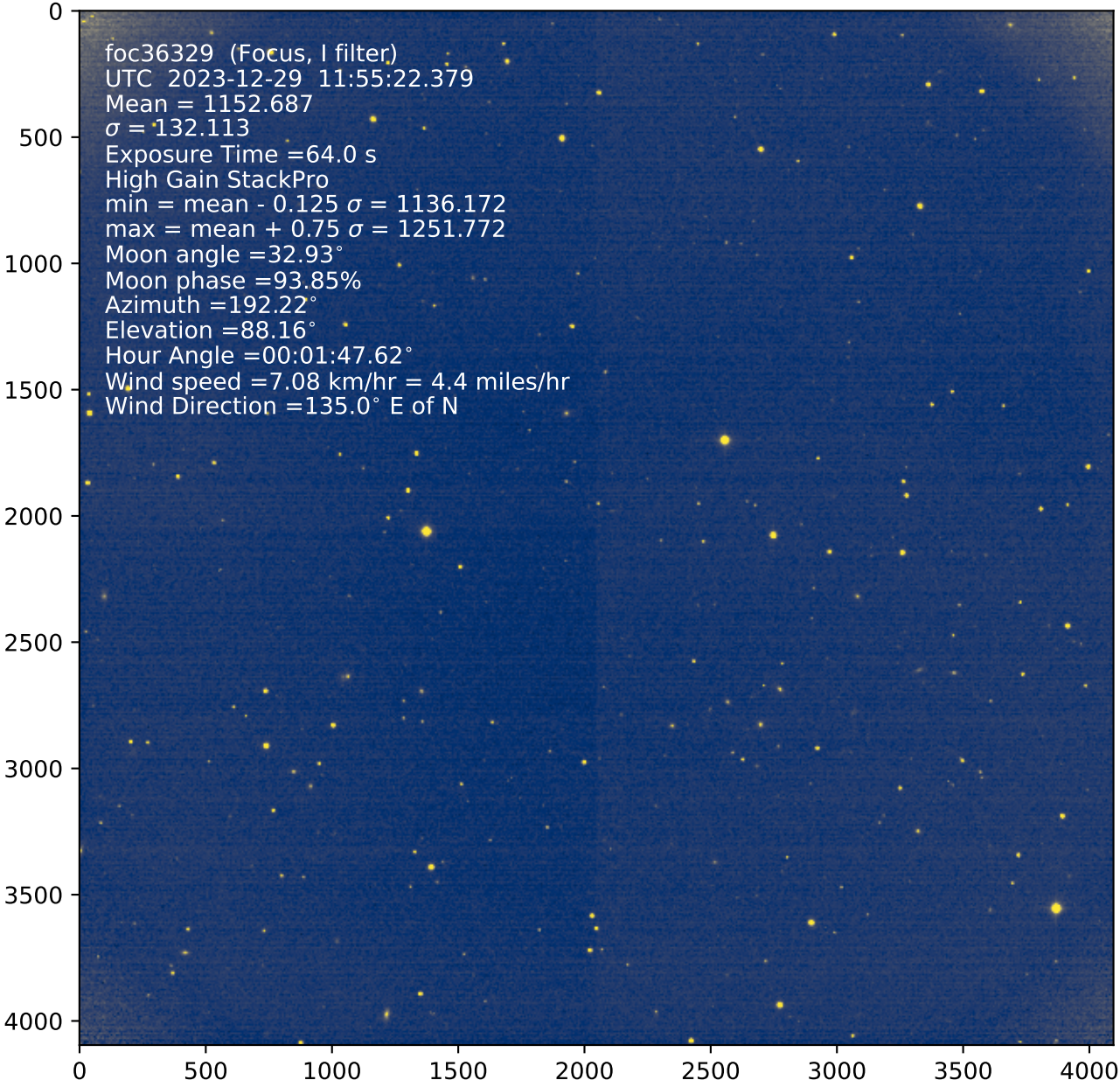
foc36329 (Focus, I filter)
UTC 2023-12-29 11:55:22.379
Mean = 1152.687
σ = 132.113
Exposure Time =64.0 s
High Gain StackPro
min = mean - 0.125 σ = 1136.172
max = mean + 0.75 σ = 1251.772
Moon angle =32.93°
Moon phase =93.85%
Azimuth =192.22°
Elevation =88.16°
Hour Angle =00:01:47.62°
Wind speed =7.08 km/hr = 4.4 miles/hr
Wind Direction =135.0° E of N
0
500
1000
1500
2000
2500
3000
3500
4000

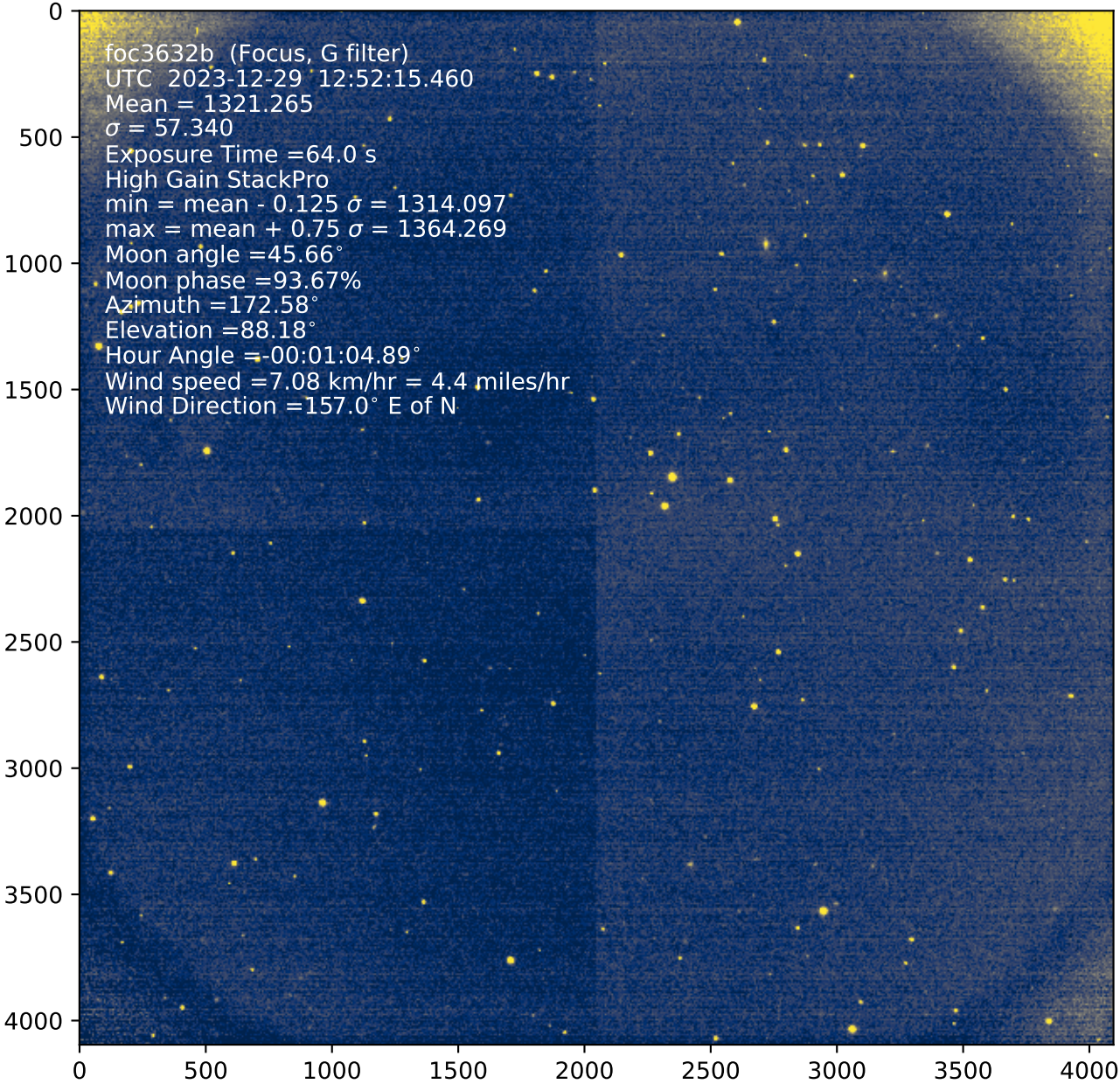
foc3632b (Focus, G filter)
UTC 2023-12-29 12:52:15.460
Mean = 1321.265
σ = 57.340
Exposure Time =64.0 s
High Gain StackPro
min = mean - 0.125 σ = 1314.097
max = mean + 0.75 σ = 1364.269
Moon angle =45.66°
Moon phase =93.67%
Azimuth =172.58°
Elevation =88.18°
Hour Angle =-00:01:04.89°
Wind speed =7.08 km/hr = 4.4 miles/hr
Wind Direction =157.0° E of N
0
500
1000
1500
2000
2500
3000
3500
4000

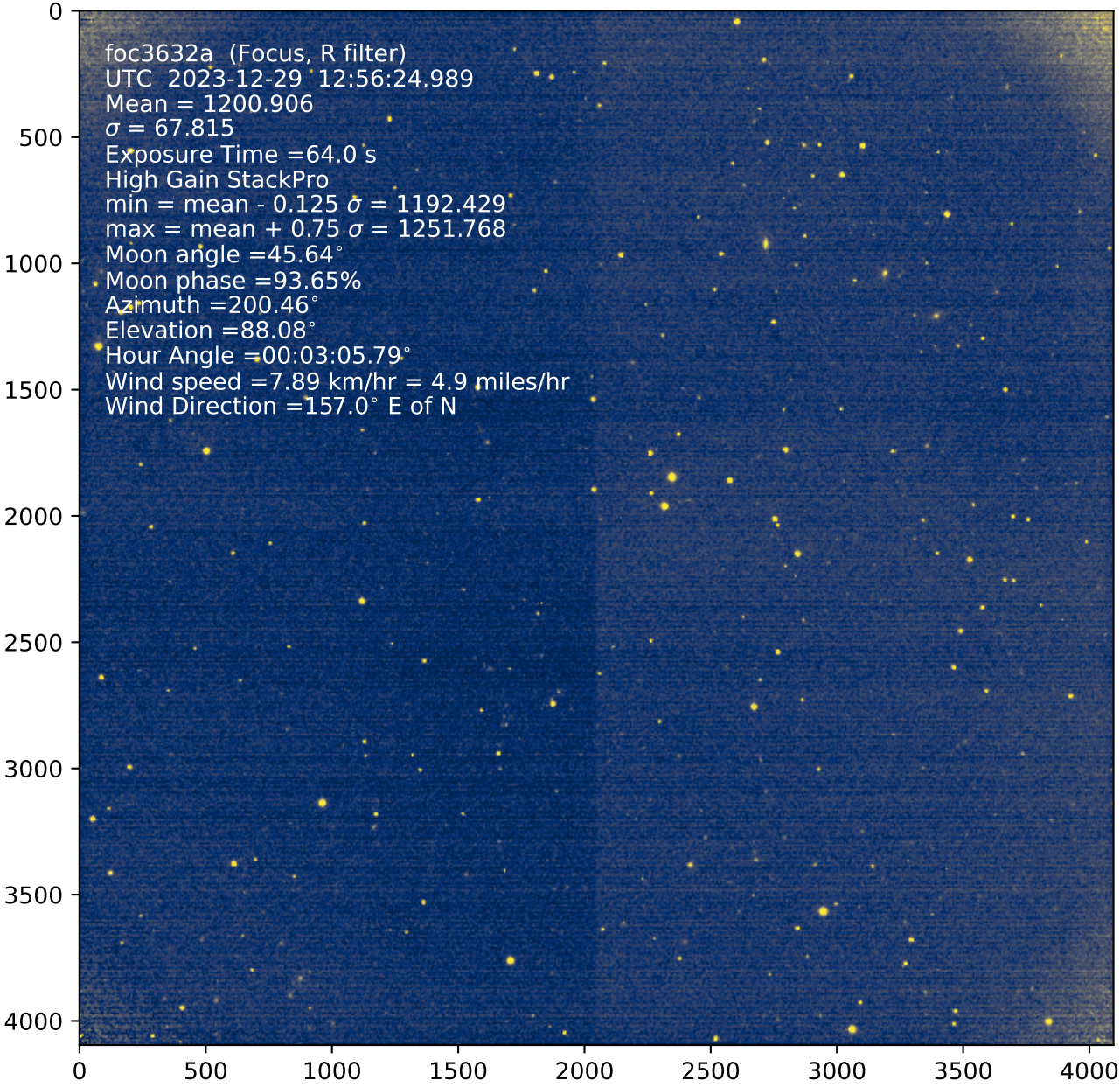
foc3632a (Focus, R filter)
UTC 2023-12-29 12:56:24.989
Mean = 1200.906
σ = 67.815
Exposure Time =64.0 s
High Gain StackPro
min = mean - 0.125 σ = 1192.429
max = mean + 0.75 σ = 1251.768
Moon angle =45.64°
Moon phase =93.65%
Azimuth =200.46°
Elevation =88.08°
Hour Angle =00:03:05.79°
Wind speed =7.89 km/hr = 4.9 miles/hr
Wind Direction =157.0° E of N
0
500
1000
1500
2000
2500
3000
3500
4000

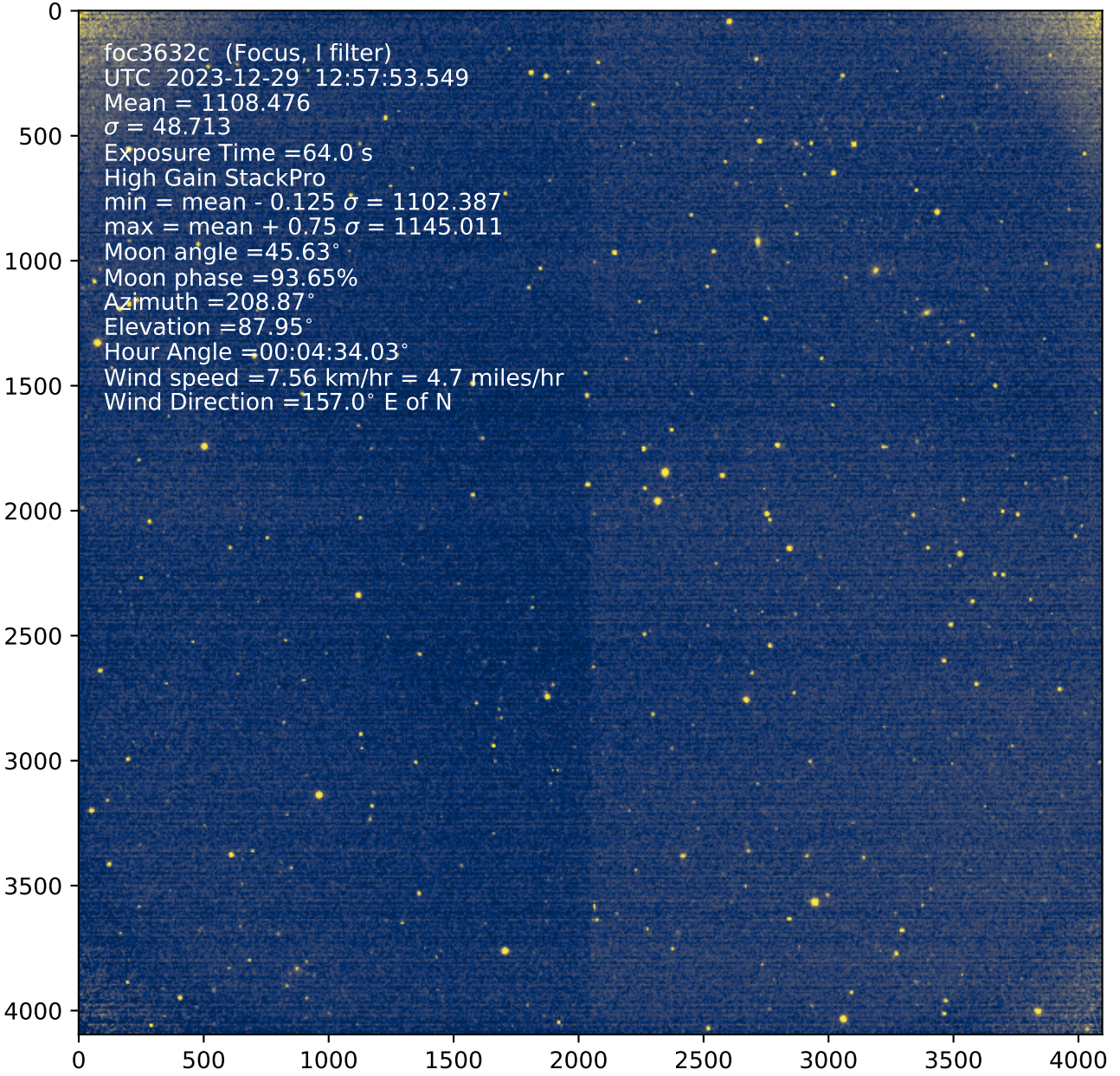
foc3632c (Focus, I filter)
UTC 2023-12-29 12:57:53.549
Mean = 1108.476
σ = 48.713
Exposure Time =64.0 s
High Gain StackPro
min = mean - 0.125 σ = 1102.387
max = mean + 0.75 σ = 1145.011
Moon angle =45.63°
Moon phase =93.65%
Azimuth =208.87°
Elevation =87.95°
Hour Angle =00:04:34.03°
Wind speed =7.56 km/hr = 4.7 miles/hr
Wind Direction =157.0° E of N
0
500
1000
1500
2000
2500
3000
3500
4000

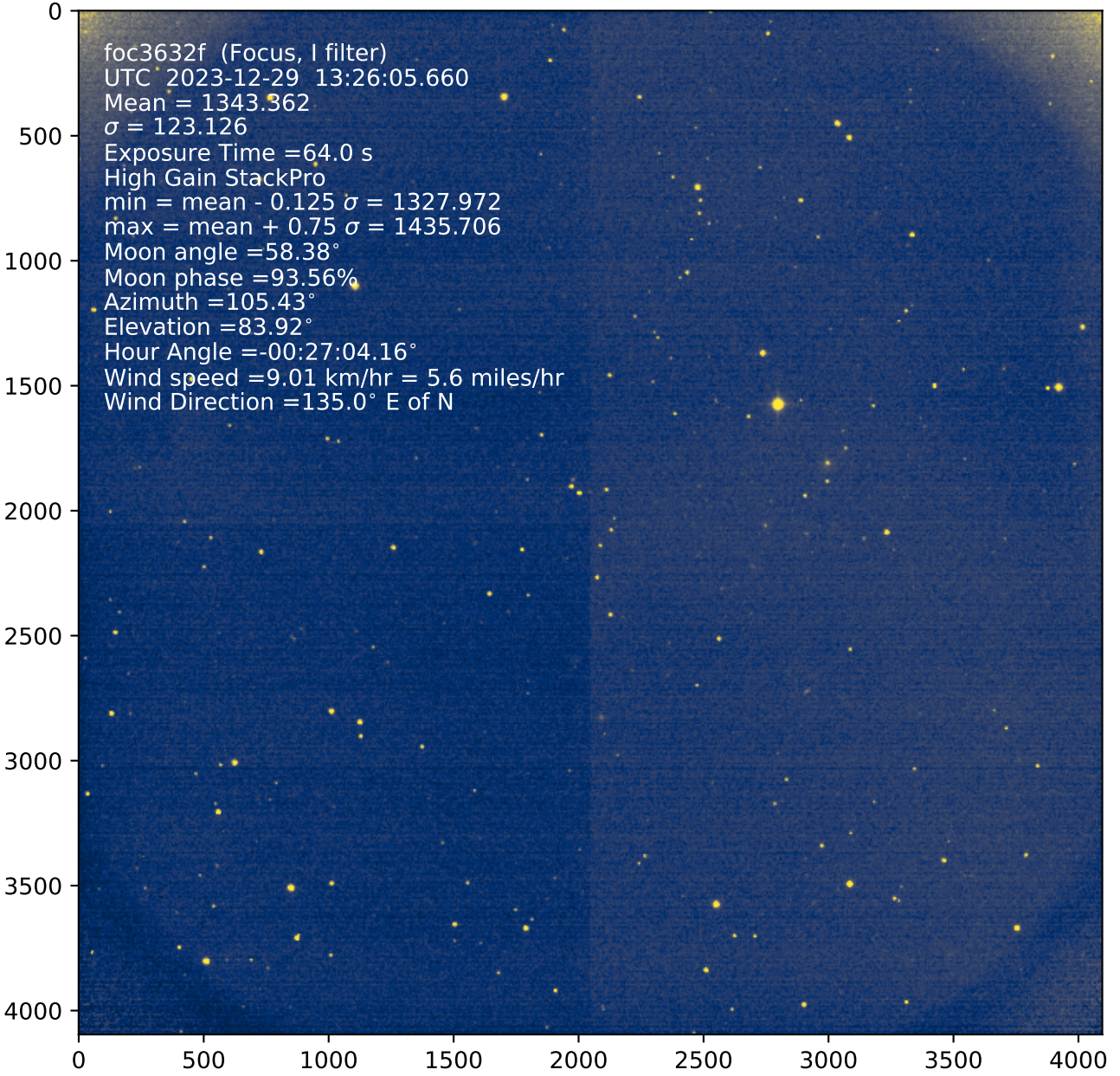
foc3632f (Focus, I filter)
UTC 2023-12-29 13:26:05.660
Mean = 1343.362
σ = 123.126
Exposure Time =64.0 s
High Gain StackPro
min = mean - 0.125 σ = 1327.972
max = mean + 0.75 σ = 1435.706
Moon angle =58.38°
Moon phase =93.56%
Azimuth =105.43°
Elevation =83.92°
Hour Angle =-00:27:04.16°
Wind speed =9.01 km/hr = 5.6 miles/hr
Wind Direction =135.0° E of N
0
500
1000
1500
2000
2500
3000
3500
4000